
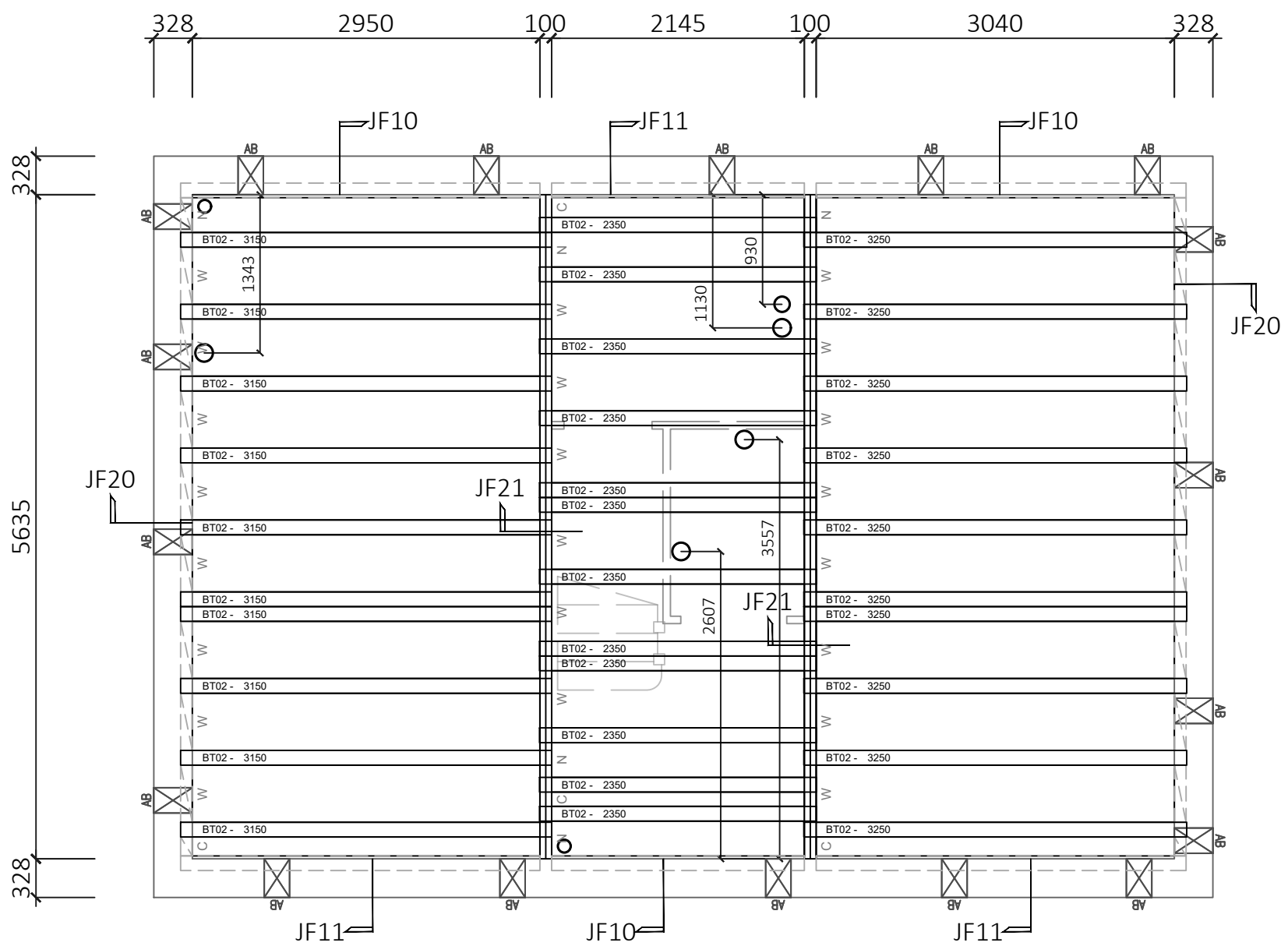


A3 See drawing "Jetfloor 150 Details" for sections and notes

 Denotes approximate position of airbrick



Revisions			
SFX	DATE	Comment	Initial
A	15-04-2026	Airbrick updated.	NS

Loading Allowances			
Live Load	1.50	kN/m ²	
Dead Load	1.80	kN/m ²	
Blanket Partition Load	0.00	kN/m ²	
Partition Load (U.N.O)	1.00	kN/m	
			Timber Stud

JetFloor Make Up			
Beam	150mm	Jetfloor	White
Insulation	150mm	EPS Overlay	White
Topping	75mm	Structural Topping	
Bearing	FFL - 375		
U Value	0.121	W/m ² k	

Jetfloor Block Key		
Wide Block	W	485mm Beam Spacings
Narrow Block	N	295mm Beam Spacings
Cut Sheet	C	Tolerance Cut Sheet. No greater than 294mm

Bill of material	
NR.	ITEM
12	BT02 BEAM 2350mm
10	BT02 BEAM 3150mm
10	BT02 BEAM 3250mm

J100C (white EPS 18kg/m³) 0.72

JCN (white EPS 26kg/m³) 10.35


JCW (white EPS 26kg/m³) 50.66

Coursing blocks			
SCKH 20N	: N/A	BR100L 3.6N	: N/A
SCRP 10N	: N/A	BR100W 3.6N	: N/A
SCRP 20N	: N/A	BR100N 3.6N	: N/A
TS100W 7.3N	: N/A	PS100W 7.3N	: N/A
TS100N 7.3N	: N/A	PS100N 7.3N	: N/A
JL100 7.3N	: N/A	PS140W 7.3N	: N/A
TS140W 7.3N	: N/A	PS140N 7.3N	: N/A
TS140N 7.3N	: N/A	TCBL	: 52
JL140 7.3N	: N/A	PM100L	: 76
EX100L	: N/A	PM100W	: 16
EX140L	: N/A	PM100N	: 4
EX100W	: N/A	EX140W	: N/A
EX100N	: N/A	EX140N	: N/A

Total Floor weight : 3.21 tonnes
 Total Floor Area : 47 m²
 Total m³ poly block : 31.338 m³
 Floor weight ex blocks: 3.21 tonnes
 Heaviest unit : 107.67 Kg

Overlay sheets	
J150C	15.92 pc

Ancillary items	
Airbrick Timloc	: 18
Airbrick Manthorpe	: N/A
BC1100	: N/A
BC1140	: N/A
BC3100	: N/A
BC3140	: N/A
P34	: 24 pc



BISON PRECAST
 a Forterra brand
 Hoveringham Works, Thurgarton Lane, Hoveringham, Nottingham, NG14 7JX
 TELEPHONE 01636 832000
 This drawing and the copyright therein remain the property of Forterra

Housebuilder



Site Address

Standard Drawings

Date	31/10/24	Scale	1:50	Drn.	JAE	
Range	National Portfolio 2022					
Type Description	L361 - Braxton				Rev	A