Window Schedule & External Door Schedule
Plot: 10 As
Plots : 01 08 Handed

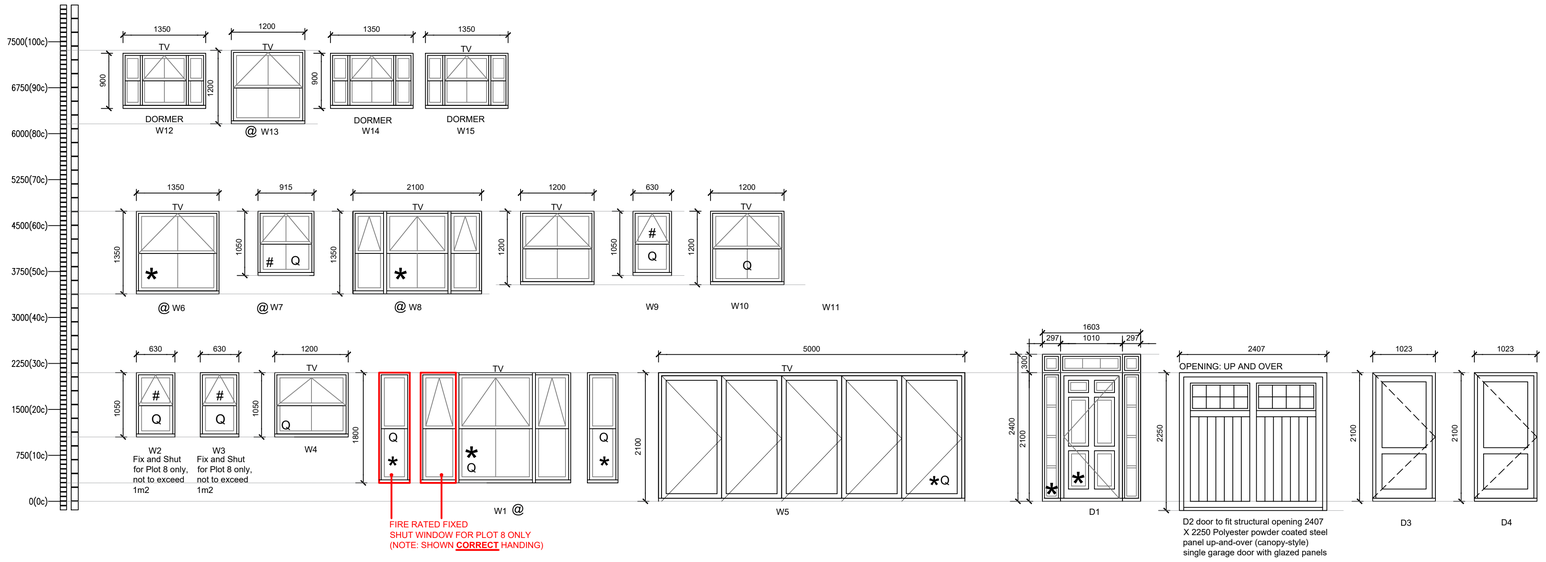

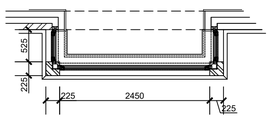

Window Schedule												
Location	Ref	S/O Width	S/O Height	uPVC Cill Size	Glazing Colour	Toughened Glass?	Escape Hinges?	Safety Rail Reqd?	Security?	M4(2) Reqd?	2021 Regs Trickle ventilation Area	Notes
Living Room	W1	BAY	1800 mm	150 mm	Clear	Toughened Glass	No	No	ADQ	Handles to satisfy requirements of Approved Document M4(2)	4000 mm²	Part fire rated for Pl 8
WC	W2	630 mm	1050 mm	180 mm	Obscure		No	No	ADQ	Handles to satisfy requirements of Approved Document M4(2)	0 mm²	Part fire rated for Pl 8
Living Room	W3	630 mm	1050 mm	180 mm	Clear		No	No	ADQ	Handles to satisfy requirements of Approved Document M4(2)	4000 mm²	
Family	W4	1200 mm	1050 mm	180 mm	Clear		No	No	ADQ	Handles to satisfy requirements of Approved Document M4(2)	4000 mm²	
Kitchen	W5	5000 mm	2100 mm	180 mm	Clear	Doors, and any glass adjacent to doors within 1500mm of FFL to be Toughened Glass	No	No	ADQ	Handles to satisfy requirements of Approved Document M4(2)	4000 mm²	
Bedroom 2	W6	1350 mm	1350 mm	85 mm	Clear	Toughened Glass	No	No		Handles to satisfy requirements of Approved Document M4(2)	4000 mm²	
En-suite	W7	915 mm	1050 mm	85 mm	Obscure		No	No	ADQ	Handles to satisfy requirements of Approved Document M4(2)	0 mm²	
Bedroom 3	W8	2100 mm	1350 mm	85 mm	Clear	Toughened Glass	No	No		Handles to satisfy requirements of Approved Document M4(2)	4000 mm²	
Bedroom 4	W9	1200 mm	1200 mm	180 mm	Clear		No	No		Handles to satisfy requirements of Approved Document M4(2)	4000 mm²	
Bathroom	W10	630 mm	1050 mm	180 mm	Obscure		No	No	ADQ	Handles to satisfy requirements of Approved Document M4(2)	0 mm²	
Bedroom 5	W11	1200 mm	1200 mm	180 mm	Clear		No	No	ADQ	Handles to satisfy requirements of Approved Document M4(2)	4000 mm²	
Bedroom 1	W12	1350 mm	900 mm	180 mm	Clear		No	No		Handles to satisfy requirements of Approved Document M4(2)	4000 mm²	Dormer
Bathroom	W13	1200 mm	1200 mm	85 mm	Obscure		No	No		Handles to satisfy requirements of Approved Document M4(2)	0 mm²	
Study	W14	1350 mm	900 mm	180 mm	Clear		No	No		Handles to satisfy requirements of Approved Document M4(2)	4000 mm²	Dormer
Bedroom 1	W15	1350 mm	900 mm	180 mm	Clear		No	No		Handles to satisfy requirements of Approved Document M4(2)	4000 mm²	Dormer

Internal Door Schedule
Plot: 10 As
Plots: 01 08 Handed

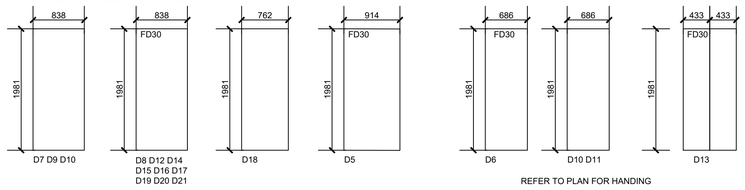

*	SAFETY GLAZING TO BS 6206:1981
#	OBSCURE GLAZED WINDOW
Q	PART Q COMPLIANCE
@	85 mm STUB CILL REFER TO A/SD/S40/A/01

Q - PART Q COMPLIANCE
DOORSETS AND WINDOWS TO BE DESIGNED IN ACCORDANCE WITH PAS24:2012 OR AS DEFINED IN APPENDIX B TO COMPLY WITH APPROVED DOCUMENT PART Q: 2015.

EXTERNAL DOOR AND WINDOW DIMENSIONS SHOWN ARE BRICKWORK STRUCTURAL OPENING SIZES

REFER TO ARDENT REPORT AND RECOMMENDATIONS FOR THE REQUIRED ACOUSTICS PERFORMANCE OF GLAZING AND VENTILATORS.

THE MINIMUM HEIGHT OF A WINDOW OPENING ABOVE THE GROUND FLOOR IS 800MM. WINDOWS THAT ARE LOWER THAN 800MM MUST HAVE A GUARDING THAT SHOULD BE CAPABLE OF RESISTING AT LEAST THE HORIZONTAL FORCE GIVEN IN BS 6399-1:1996. REFER TO POINT 3.1 SECTION 3 OF PART K OF THE BUILDING REGULATION DOCUMENTS FOR FURTHER INFORMATION.

TOUGHENED SAFETY GLAZING TO COMPLY WITH APPROVED DOCUMENT PART N:1992 AND BS6206; AND WHERE APPLICABLE BS6262

REAR FRENCH DOORS TO HAVE A HANDLE ON BOTH SIDES OF EACH DOOR TO ALLOW THEM TO BE OPENED SIMULTANEOUSLY ACHIEVING A MINIMUM OF 850MM CLEAR OPENING

NOTE: ALL UNITS MARKED (TV) REQUIRE TO BE FITTED WITH A TRICKLE VENT, WITH A FREE AREA EQUIVALENT TO 4000mm²

HANDLES TO SATISFY REQUIREMENTS OF APPROVED DOCUMENT M4(2)

WADP Limited Registered in England No. 4564928
Registered office: Station House, Connaught Road, Brookwood, GU24 0ER

RIBA CHARTERED PRACTICE
NUMBER 20000159

Drawings not to be scaled.
Work to figured dimensions only.
All dimensions to be checked on site, and any discrepancies reported to the Architect immediately

All drawings are to be read in conjunction the BELLWAY Company Specification and Project Specifications, Company Standard Details and with the current Building Regulations and Codes of Practice.

It is the Contractor's responsibility to ensure that all works are carried out in accordance with the same.

All concrete work to be carried out in accordance with BS EN 1992-1-1:2004.

All brickwork and blockwork to be carried out in accordance with BS EN 1996-1-2:2005.

All structural steelwork to be carried out in accordance with BS EN 1993-1-1:2005 Steelwork to be Grade S275.

All structural timber to be used in accordance with BS EN 1995-1-1:2004 and is to be preservative treated in accordance with BS4072.

All plumbing to be in accordance with BS6700, BS EN 12056, BS6465:Part 1 and BS6367.

All glass falling within critical zones as defined by Part N of the Building Regulations is to be toughened or safety glass in accordance with BS EN 12600

All building works to be undertaken in accordance with Robust Enhanced Accredited Details.

WADP
ARCHITECTS
62 Well Lane
Horsell
Woking
Surrey
GU21 4PS

Telephone: 01483 763028
e-mail info@wadp.co.uk

Bellway
www.bellway.co.uk

REGENT'S GATE
VIRGINIA WATER SOUTH

THE AUGUSTA
Schedules

1:50 @ A1 — 50mm @ A1

JUNE 2024

DK

WADP-008_AUGUSTA | C1