NOTES:

1. THIS DRAWING MUST NOT BE SCALED.
2. THIS DRAWING IS TO BE READ IN CONJUNCTION WITH ALL OTHER PROJECT DRAWINGS BY CLIENT, OTHER CONSULTANTS AND SPECIALISTS.
3. ALL DETAILS MUST BE CHECKED ON SITE BY THE MAIN CONTRACTOR PRIOR TO CONSTRUCTION.
4. DIMENSIONS AND CONDITIONS TO BE VERIFIED ON SITE BY THE RELEVANT CONTRACTOR PRIOR TO PROCEEDING.
5. ALL DIMENSIONS ARE IN MILLIMETRES AND LEVELS IN METERS, U. N. O.
6. DIMENSIONS ARE TO STRUCTURAL FACES OR COVERS, NOT FINISHES, U.N.O.
7. STANDARD INDUSTRY SOLUTIONS AND MANUFACTURER'S GUIDELINES APPLY, U. N. O.
8. THIS DRAWING IS COPYRIGHT AND MUST NOT BE REPRODUCED OTHER WISE WITHOUT WRITTEN PERMISSION FROM MARCUS PEJACS ARCHITECTS.

Taylor Wimpey
Health, Safety & Environmental Information

Extracted from the Significant Risk Register of the Taylor Wimpey ##### Product Risk Assessment Document

All works must be carried out by a competent contractor working to an agreed safe system of work which reflects the controls highlighted below.

Notes:

1. Materials as per latest and consented Material Plan SK315.3; red bricks and red tiles to be of two subtly different variations at different plots, to be reviewed by Architect against sample
2. Levels and below ground services runs to Civil Engineer's design
3. Below-ground services to ASHP to Specialist Subcontractor's design / Vaillant, shown indicatively on Site Layout S-00
4. Insulation not shown for clarity
5. Install fire barrier sock at all CA cavities along party walls

RAINWATER PIPE, MOVEMENT JOINT AND FIRE BARRIER ALIGNED ALONG PARTY-WALL CENTRELINE. JUNCTION WITH ROOF TO BE FIRE RATED.

SEE TAYLOR WIMPEY EXTERNAL WALLS 03 MOVEMENT JOINT TPICAL DETAILS EM-EW21-03 41 A

RAIN WATER GOOD SUPPLIER TO CHECK GUTTER AND OUTLET/RAIN WATER PIPE COMBINED CAPACITY AGAINST PRODUCT

RED/BROWN PLAIN TILE ROOF

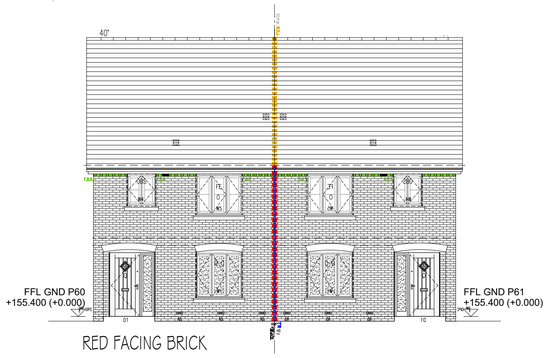

RED FACING BRICK

BLOCK ELEVATIONS - FRONT

RAINWATER PIPE, MOVEMENT JOINT AND FIRE BARRIER ALIGNED ALONG PARTY-WALL CENTRELINE. JUNCTION WITH ROOF TO BE FIRE RATED.

SEE TAYLOR WIMPEY EXTERNAL WALLS 03 MOVEMENT JOINT TPICAL DETAILS EM-EW21-03 41 A

RAIN WATER GOOD SUPPLIER TO CHECK GUTTER AND OUTLET/RAIN WATER PIPE COMBINED CAPACITY AGAINST PRODUCT

RED PLAIN TILE ROOF

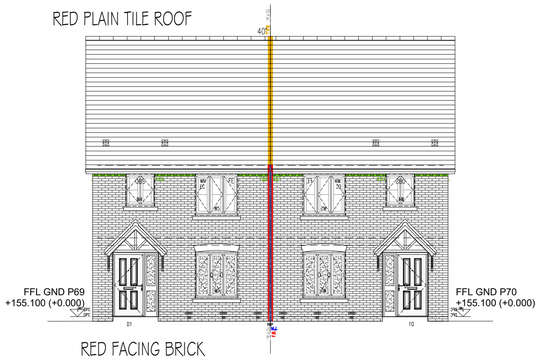

RED FACING BRICK

BLOCK ELEVATIONS - FRONT

RAINWATER PIPE, MOVEMENT JOINT AND FIRE BARRIER ALIGNED ALONG PARTY-WALL CENTRELINE. JUNCTION WITH ROOF TO BE FIRE RATED.

SEE TAYLOR WIMPEY EXTERNAL WALLS 03 MOVEMENT JOINT TPICAL DETAILS EM-EW21-03 41 A

RAIN WATER GOOD SUPPLIER TO CHECK GUTTER AND OUTLET/RAIN WATER PIPE COMBINED CAPACITY AGAINST PRODUCT

RED PLAIN TILE ROOF

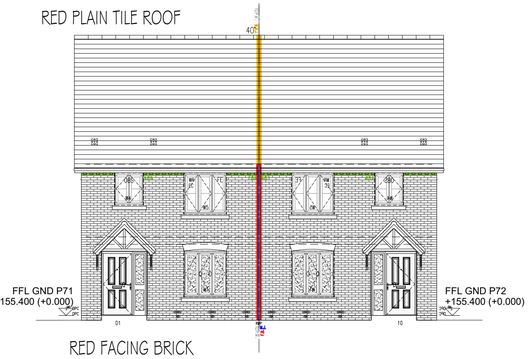

RED FACING BRICK

BLOCK ELEVATIONS - FRONT

Levels and hardscape to Civil Engineer's design (incl retaining, 2nd DPC, tanking and exp. substructure).
Softscape / Planting to Landscape Architect design.
2nd DPC to all masonry buildings

[PLOT]	Open Market plots
[PLOT]	Affordable Rent plots
[PLOT]	Shared Ownership plots
[PLOT]	First Homes
[TYPE]	M4(1) Compliant
[TYPE]	M4(2) Compliant
[TYPE]	M4(3) Compliant (a)Open market (b)Affordable

DWELLING TAG KEY:

Plot number, AS or OPposite, Left hand gable

House type

58 AS-L
ETA48
R+re B
HR35° -PSW

Roof material:
Grey slate effect tile,
Red tile,
Brown/red tile
Standing Seam

Hipped Roof pitch°

Plot Specific Window

See house detail for feature ornament

Wall material:
Red brick,
Red/Brown brick,
Buff brick
Black weatherboard-vertical
+render
+black weatherboard-horizontal
+stone detailing
+red/brown brick detailing

Key referenced from Phase 2 S00 Site Layout Design Considerations - Key Map

P60 AS-L
EMA34
R B
-PSW

P61 OP-L
EMA34
R B

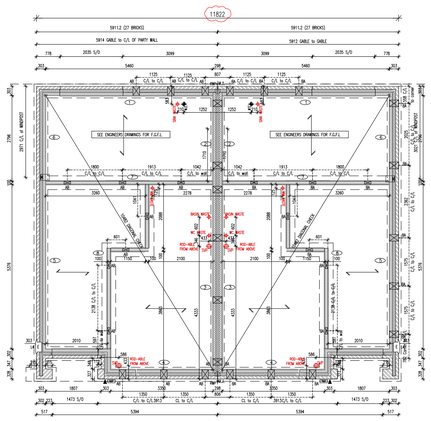

SUB-STRUCTURE BLOCK PLAN

P69 AS-L
EMAP32
R R

P70 OP-L
EMAP32
R R

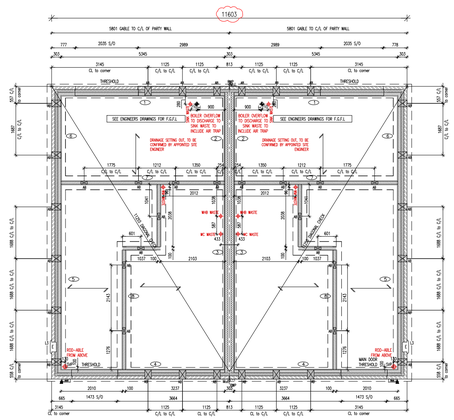

SUB-STRUCTURE BLOCK PLAN

P71 AS-L
EMAP32
R R

P72 OP-L
EMAP32
R R

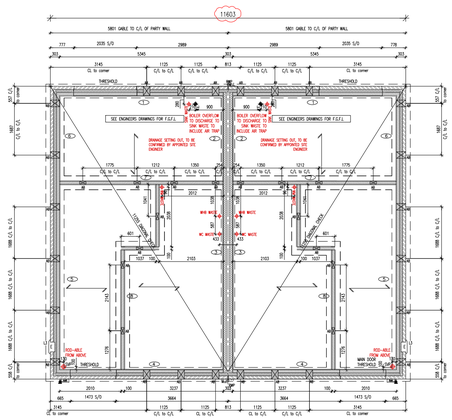

SUB-STRUCTURE BLOCK PLAN

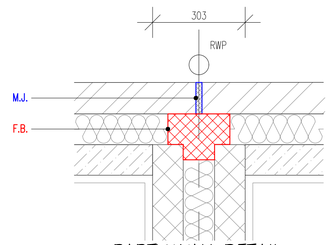

PARTY WALL DETAIL

1:10

REV	DATE	DESCRIPTION OF REVISION	DRAWN	CHECKED
C01	20.11.25	STATUS TO CONSTRUCTION	JF	LE
T01	22.04.25	STATUS TO TENDER; Electric meters amended ; Detail added to plot tag & key	OP/OK	LE
P01	11.04.25		OP	LE

Status: CONSTRUCTION

NDSS Compliance: COMPLIANT

ADM Compliance Level: See drwg

Mark Reeves Architects
5 Northfields Prospect, Putney Bridge Road, London, SW18 1PE
T e l : 020 8874 0484 Email: mail@mrelarchitects.co.uk

Project No: 23/1024

Drg No: BLOCK-21P2-B-04-C01

Project: Grange Farm, WD (Phase 2)

Drwg Title: Block Plans and Elevations
Plots: 60,61 69,70 71,72

Bu no:	Site no:	House type no:	Drg no:	Ver:
– /	– /	– /	– /	V?

AS PLOT/S:

OPP PLOT/S:

Scale: 1:100 @A1 Date: APRIL 2025
Drawn By: OP Checked By: LE

Client: Taylor Wimpey

Taylor Wimpey UK Ltd
Gate House, Turnpike Road, High Wycombe Bucks HP12 3NR
Tel 01494 558033 Fax 01494 885693
www.taylorwimpey.com