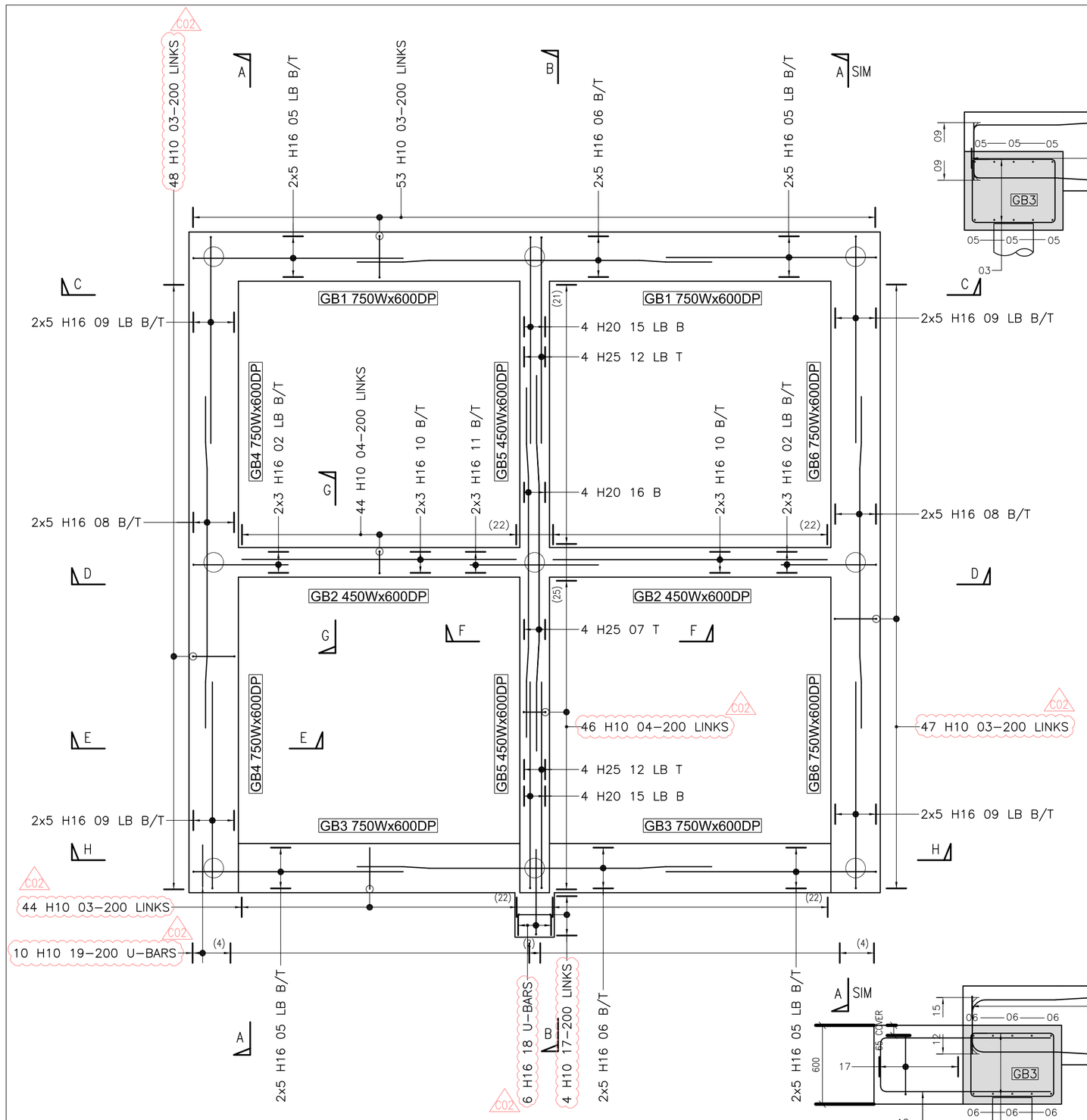

RC DETAILS OF GROUND BEAM
(SCALE 1:50)

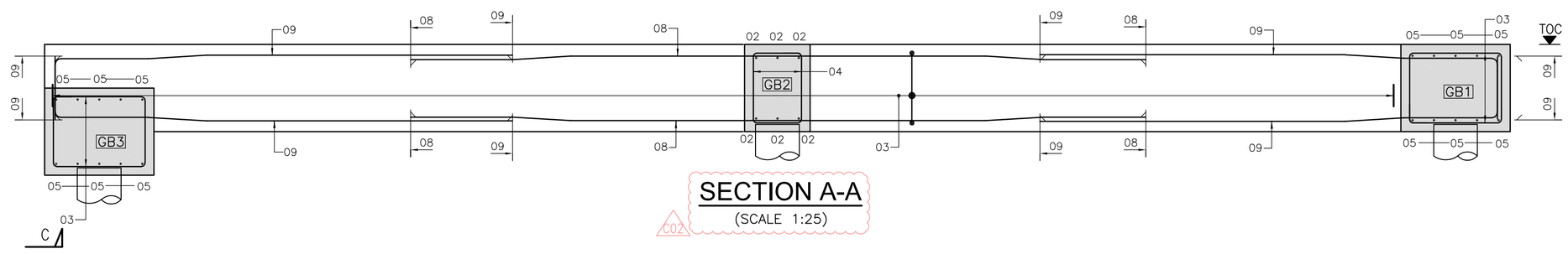

SECTION A-A
(SCALE 1:25)

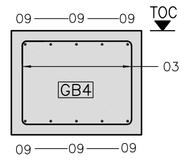

SECTION E-E
(SCALE 1:25)

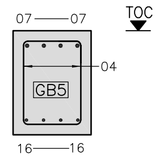

SECTION F-F
(SCALE 1:25)

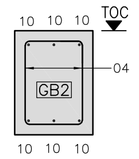

SECTION G-G
(SCALE 1:25)

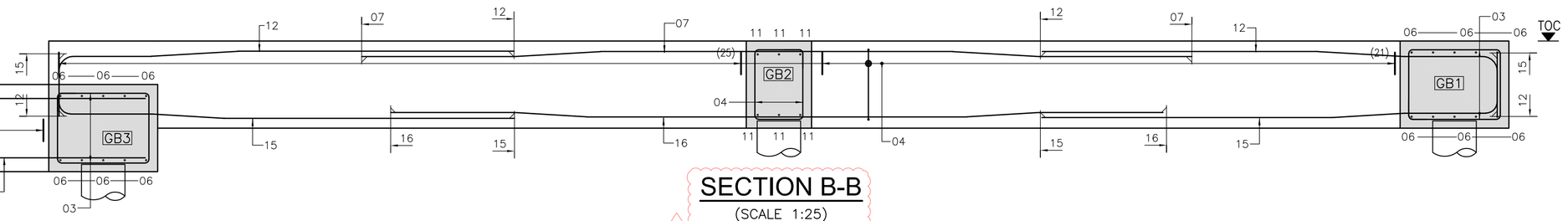

SECTION B-B
(SCALE 1:25)

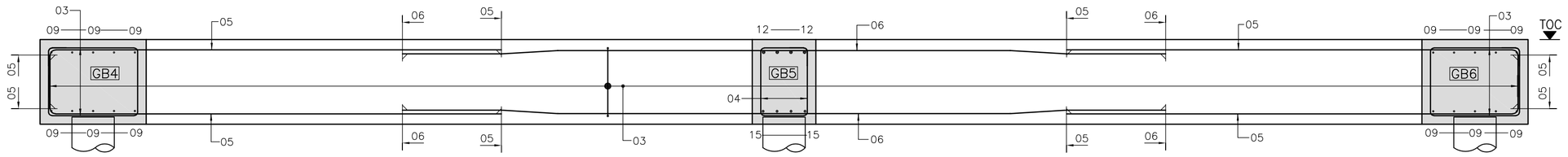

SECTION C-C
(SCALE 1:25)

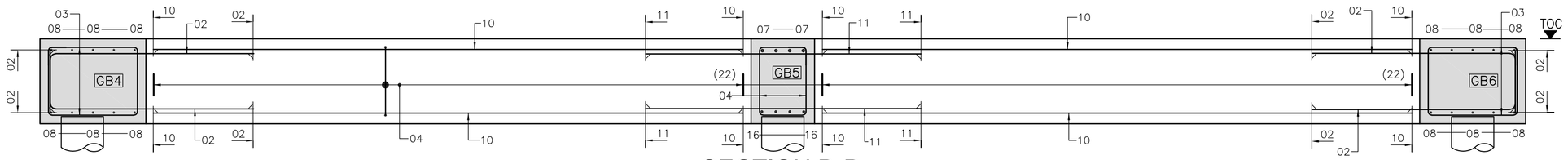

SECTION D-D
(SCALE 1:25)

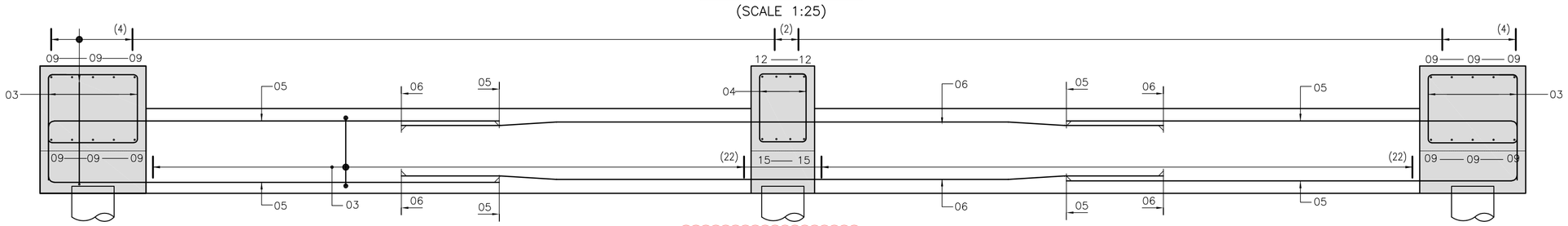

SECTION H-H
(SCALE 1:25)

1. This drawing is to be read in conjunction with all relevant Architect's, Engineers and Specialist drawings, particularly for holes, inserts etc. together with all relevant documents. Refer to Architect for finishes, DPC, DPM or any tanking requirements.
2. Do not scale from any of the structural drawings. All dimensions are to be verified on site and any discrepancies should be highlighted to the Architect.
3. All proprietary items to be installed strictly in accordance with manufacturer's requirements and specifications.
4. Minimum concrete strength to be C28/35
5. Nominal cover to reinforcement:
   GROUND BEAMS:
   50mm Top
   50mm Sides
   50mm Bottom, UNO.
6. Scheduling of reinforcement to BS 8666:2005.
7. Bars are listed in corresponding bar bending schedules.
8. Minimum lap length to all reinf. to be 40 x the dia. of the smaller bar in any one lap.
9. Reinforcement to be grade 500, deformed type 2 high yield bars in accordance with BS 4449:2005
10. Reinforcement overlapping to as minimum:
    H16 640mm
    H20 800mm
    H25 1000mm
    Reinforcement naming convention:

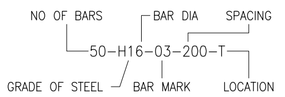

11. Locations:
    UB = U-Bar
    LB = L-Bar
    ABR = Alternate Bar Reversed
    ALT = Alternate
    EF = Each Face
    FF = Far Face
    NF = Near Face
    SF = Side Face
    T = Top
    B = Bottom
    LLT = Long Leg Top
    LLB = Long Leg Bottom
    APW = Alternately Placed With

PLOTS
211–212
239–240
241–24
264–265

For foundation and pile setting out details refer to FBW-DCE-SM-FN-DR-S-0701

REV:	AMENDMENTS:	DRN:	CHK:	DATE:
C03	UPDATED TO SHOW NEW CLIENT	JSi	SdJ	08.08.23
C02	REVISED TO SUIT FOUNDATION LEVEL CHANGES	JSk	SdJ	04.10.22
C01	ISSUED FOR CONSTRUCTION	JSi	JSk	01.06.22
P01	FIRST ISSUE	JSi	JSk	31.03.22

Project:
Fairbridge Way,
Burgess Hill

Drawing title:
SHORT MODULE AS+OPP (2/2.5 STOREY)
PILED FOUNDATIONS
& GROUND BEAM REINFORCEMENT

Client:
Places for People Homes Ltd

Drawing number:
FWB-DCE-SM-FN-DR-S-0801

Revision:	Project Number:	Scale:
C03	100554	1:50 @ A1
Drawn by: JSi	Checked by: JSk	Date: MARCH 2022

Status:
FOR CONSTRUCTION

Dice
+44 (0) 1159 528 752
info@diceconsult.co.uk
diceconsult.co.uk
Design
Infrastructure
Consultant
Engineering

ORDNANCE SURVEY ©CROWN COPYRIGHT 2021. ALL RIGHTS RESERVED.

Printed:08.08.2023 File Location: G:\Shared drives\Dice - Jobs\100554 Fairbridge Way, Burgess Hill\01 - drawings\02 - structural\06 - Revit Model (2022)\Reinforced Piles Layouts\FBW-DCE-SM-FN-DR-S-0801.dwg