Site Key Plan

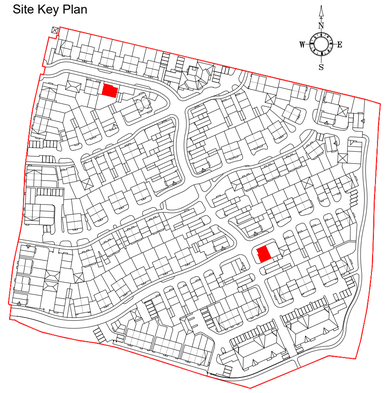

ALL SERVICE INTAKE RUNS ARE PURLEY INDICATIVE AND SERVE ONLY TO IDENTIFY THE POINT OF EMERGENCE WITHIN EACH BUILDING

FOR FOUNDATION WIDTHS, DETAILS & DESIGN REFER TO STRUCTURAL ENGINEERS DRAWINGS FOR MORE DETAILS.

PRIOR TO ANY SETTING OUT ON SITE THE SETTING OUT LAYOUT SHOWN ON THIS DRAWING ARE TO BE CHECKED (BOTH FOR "PLOT HANDINGS" & LOCATION ON INTERNAL FOOTINGS) WITH THE STRUCUTRAL ENGINEERS FOUNDATION LAYOUTS, TO ENSURE THAT THE MOST CURRENT INFORMATION IS AVAILABLE ON SITE. ANY DISCREPANCIES ARE TO BE REPORTED TO THE ENGINEER & THE ARCHITECT IMMEDIATELY & PRIOR TO ANY FOOTINGS BEING CAST.

PLEASE READ DRAWING IN CONJUNCTION WITH ENGINEERS AND OTHER CONSULTANTS. DRAWINGS.

THIS DRAWING IS TO BE READ IN CONJUNCTION WITH THE CLIENTS STANDARD SPECIFICATION AND STRUCTURAL ENGINEERS DESIGN AND DETAILS. DO NOT SCALE OFF THIS DRAWING. USE FIGURED DIMENSIONS ONLY. ALL DIMENSIONAL DISCREPANCIES TO BE BROUGHT TO THE IMMEDIATE ATTENTION OF AAP ARCHITECTURE LTD.

WARNING TO HOUSE PURCHASERS - The Consumer Protection from Unfair Trading Regulations 2008

Buyers are warned that this is a working drawing and is not intended to be treated as descriptive material describing, in relation to any particular property or development, any of the Specified Matters prescribed by any Order made under the above Regulations. The contents of this drawing may be subject to change at any time and alterations and variations can occur during the process of the works without revision of the drawing.
Consequently the layout, form, content and dimensions of the finished construction may differ materially from those shown. Nor do the contents of this drawing constitute a contract, part of any contract or a warranty.

Substructure Wall Legend (100mm Cavity)

Standard External Insulated Cavity Wall (Below Ground)
100mm blocks (7.3N/mm²) upto 150mm below external ground level, then class B engineering brickwork (102.5mm) to DPC level
100mm cavity with expanded polystyrene board (thermal conductivity 0.038 W/m²/°K)
100mm aerated concrete block / coursing bricks (7.3N/mm²)

External Uninsulated Cavity Wall (To Garage etc - Below Ground)
100mm blocks (7.3N/mm²) upto 150mm below external ground level, then class B engineering brickwork (102.5mm) to DPC level
100mm cavity
100mm aerated concrete block / coursing bricks (7.3N/mm²)

Party Wall (Below Ground)
100mm aircrete block (7.3N/mm²)
100mm cavity with expanded polystyrene board (thermal conductivity 0.038 W/m²/°K)
100mm aircrete block (7.3N/mm²)

Internal Blockwork Partition (Below Ground)
100mm aerated concrete block (7.3N/mm²)
(Suspended ground floor beam manufacturer's coursing blocks / bricks as required)

Sleeper Wall
100mm aerated concrete block (7.3N/mm²) to underside of suspended ground floor beams

Refer to current Construction Specification for further details

Sub-Ground Wall Legend

Standard Trench block Garage Wall (Below Ground)
215mm blocks (7N/mm²) upto 225mm below external ground level, then class B engineering brickwork (102.5mm) to DPC level

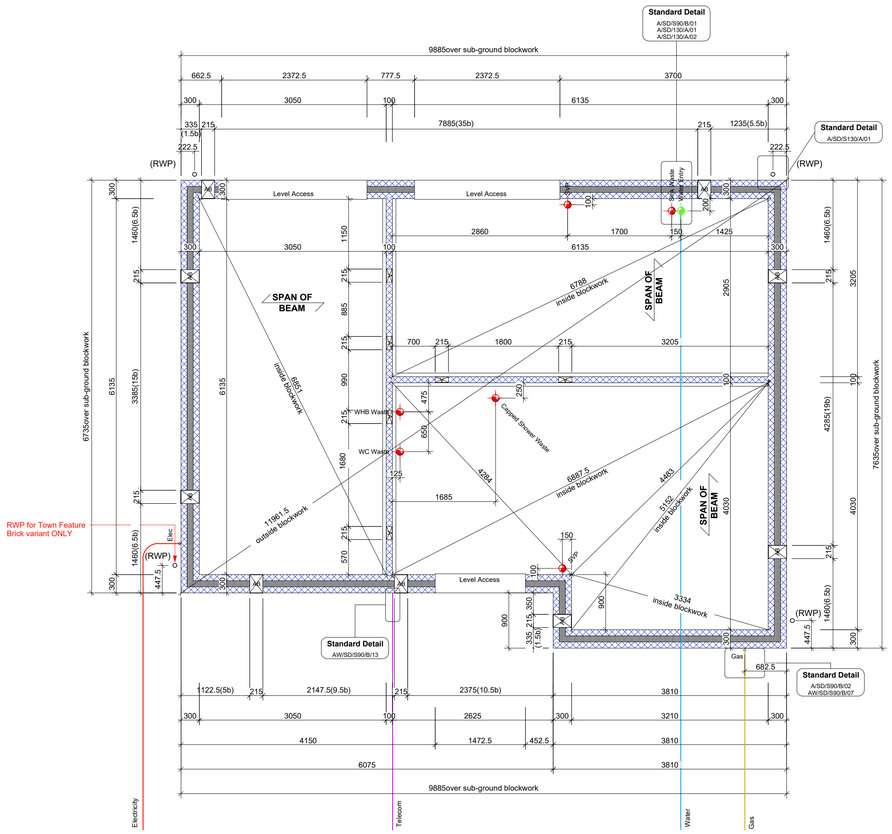

TYPE SCULPTOR
PLOT 73

ARTISAN REF: SR-4B-2S-0
GIFA: 1288 ft²
4B DETACHED

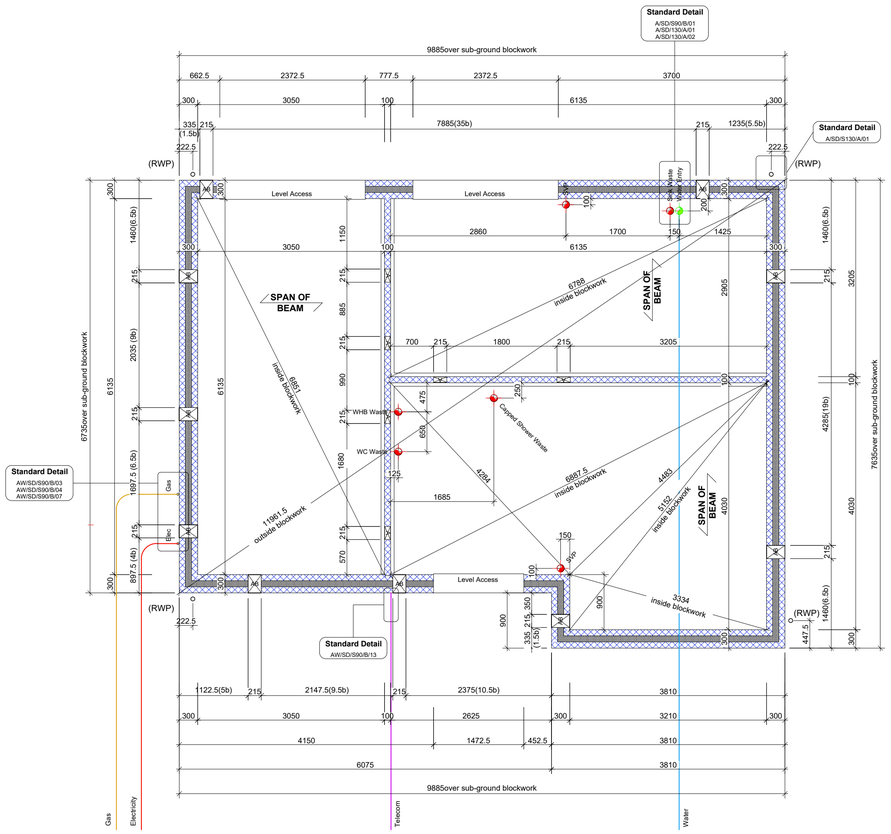

TYPE SCULPTOR
PLOT 216

ARTISAN REF: SR-4B-2S-0
GIFA: 1288 ft²
4B DETACHED

Rev.	Date	Description	Drawn	Checked
C1	20/10/22	CONSTRUCTION ISSUE.	TV	IC

Client
BELLWAY HOMES LTD

Project
WHITTINGTON WAY
PARCEL C, BISHOP'S STORTFORD

Drawing Title
BLOCK SETTING OUT (SHEET 43)
PLOTS 73, 216

Scale 1:50 @ A1 | Drawn TV | Checked IC
Date OCT 2022 | File BSO | Drawing Status CONSTRUCTION
Drg.No. SO/SHEET 43/P1793/43 Rev. C1

AAP Architecture Ltd
Unit A, Monument Business Centre, Monument Way East, Woking, Surrey GU21 5LG
T 01483 727345 E projects@aap-arc.co.uk W aap-arc.co.uk

Under the Intellectual Property Act 2014, this drawing is the copyright of AAP Architecture Ltd.