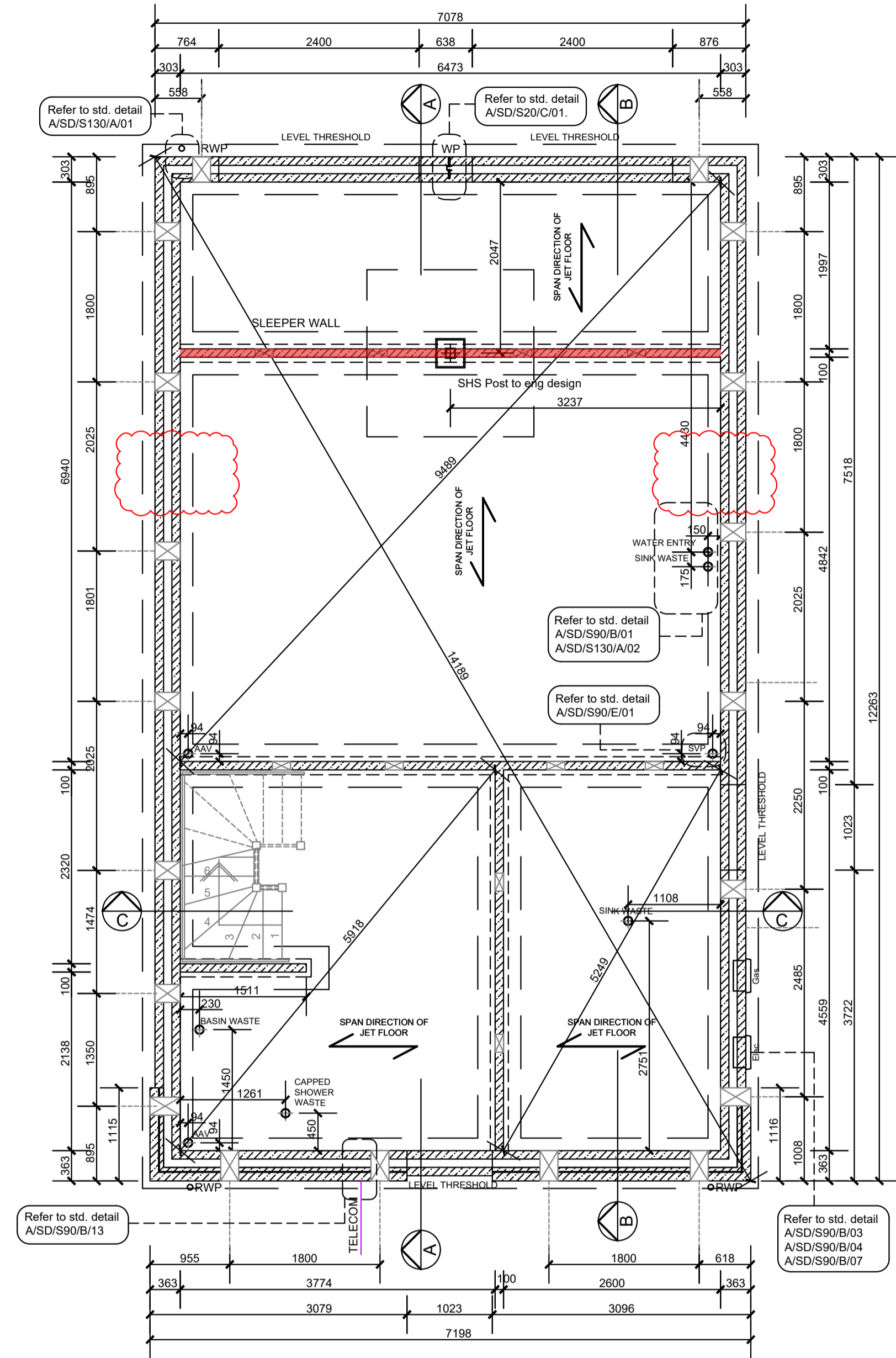
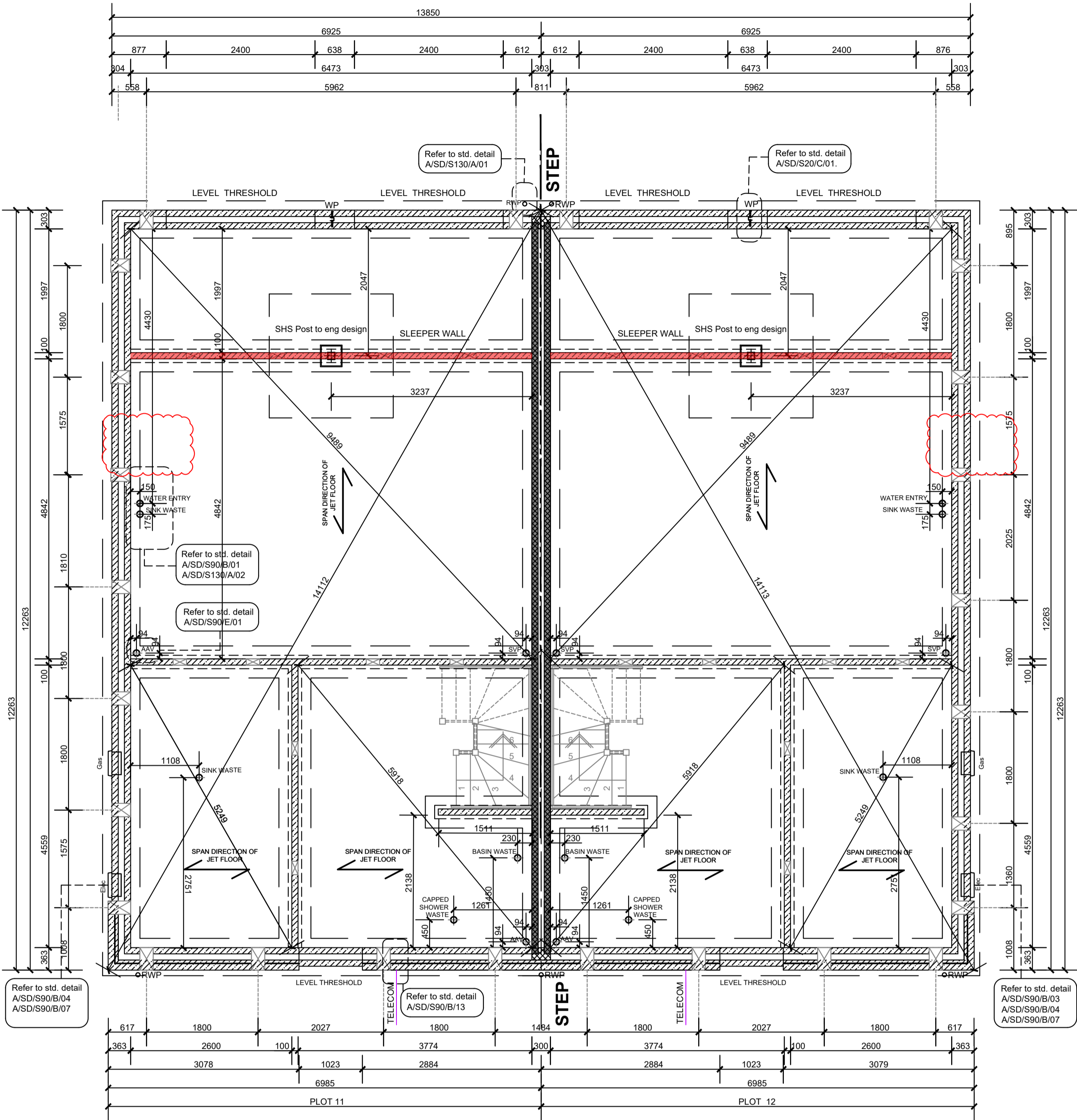




USED DPC LOCATION & PLEASE REFER PLEASE REFER TO CIVIL
TANKING AND RAISED DPC STANDARD DETAILS REFER TO
B/12, A/SD/S10/B/22, A/SD/S10/B/30, A/SD/S10/B/31, A/SD/S10/B/32,
10/B/39, A/SD/S10/B/41



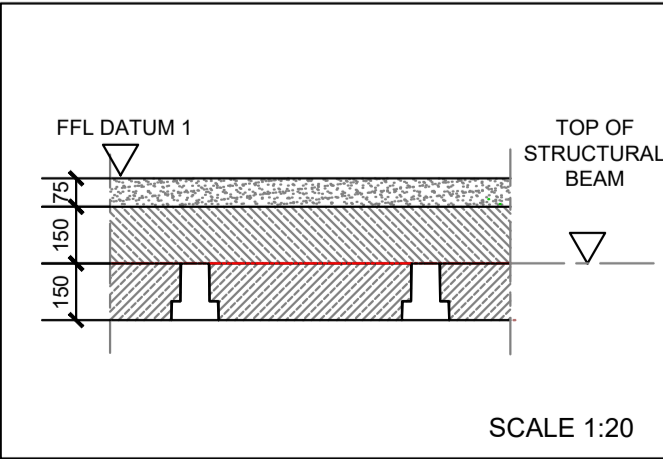
Substructure Plan
Plots: 06 & 07 AS



Substructure Plan
Plots: 11 & 12

	100mm BLOCKS (7.3N/mm²) UP TO 150mm BELOW EXTERNAL GROUND LEVEL, THEN CLASS B ENGINEERING BRICKWORK (102.5mm) TO DPC LEVEL OR 150mm ADJACENT GROUND LEVEL WHERE LOCATED IN UNDER BUILT
	100mm CAVITY WITH EXPANDED POLYSTYRENE BOARD (THERMAL CONDUCTIVITY 0.038 W/m²/K)
	100mm AERATED CONCRETE BLOCK / COURSING BRICKS (7.3N/mm²)
PLINTH STANDARD EXTERNAL INSULATED CAVITY WALL (BELOW GROUND)	
	100mm BLOCKS (7.3N/mm²) UP TO 150mm BELOW EXTERNAL GROUND LEVEL, THEN CLASS B ENGINEERING BRICKWORK (102.5mm) TO DPC LEVEL OR 150mm ADJACENT GROUND LEVEL WHERE LOCATED IN UNDER BUILT
	50mm AERATED CONCRETE BLOCK / COURSING BRICKS (7.3N/mm²)
	100mm CAVITY WITH EXPANDED POLYSTYRENE BOARD (THERMAL CONDUCTIVITY 0.038 W/m²/K)
	100mm AERATED CONCRETE BLOCK / COURSING BRICKS (7.3N/mm²)
INTERNAL BLOCKWORK PARTITION (BELOW GROUND)	
	100mm BLOCKS (7.3N/mm²)
	(SUSPENDED GROUND FLOOR BEAM MANUFACTURER'S COURSING BLOCKS / BRICKS AS REQUIRED)
PARTY WALL (BELOW GROUND)	
	100 mm BLOCKS (7.3N/mm²)
	100 mm CAVITY WITH EXPANDED POLYSTYRENE BOARD (THERMAL CONDUCTIVITY 0.038 W/m²/K)
	100 mm BLOCKS (7.3N/mm²)
SLEEPER WALL	
	100mm AERATED CONCRETE BLOCK (7.3N/mm²)
	TO UNDERSIDE OF SUSPENDED GROUND FLOOR BEAMS
GAS MEMBRANE REQUIRED:	
MIN 200g DPM/REINFORCED DPM REQUIRED TO JET FLOOR SYSTEM WITH JOINTS & PENETRATIONS SEALED AND UNDERFLOOR VENTING. ALL TO BE DESIGNED AND INSTALLED BY A COMPETENT SUBCONTRACTOR IN ACCORDANCE WITH B80N DETAILS. INSTALLATION VERIFICATION PROVIDED.	

JET FLOOR SYSTEM



WADP Limited Registered in England No. 4564928
Registered office: Station House, Cornaught Road, Brookwood,
GU24 0ER

RIBA CHARTERED PRACTICE
NUMBER 2000159

Drawings not to be scaled.
Work to figured dimensions only.
All dimensions to be checked on site, and any
discrepancies reported to the Architect immediately

All drawings are to be read in conjunction the
BELLWAY Company Specification and Project
Specifications, Company Standard Details and with the
current Building Regulations and Codes of Practice.

It is the Contractor's responsibility to ensure that all
works are carried out in accordance with the same.

All concrete work to be carried out in accordance with
BS EN 1992-1-1:2004.

All brickwork and blockwork to be carried out in
accordance with BS EN 1996-1-2:2005.

All structural steelwork to be carried out in accordance
with BS EN 1993-1-1:2005 Steelwork to be Grade
S275.

All structural timber to be used in accordance with BS
EN 1995-1-1:2004 and is to be preservative treated in
accordance with BS4072.

All plumbing to be in accordance with BS6700, BS EN
12056, BS6465:Part 1 and BS6367.

All glass falling within critical zones as defined by Part
N of the Building Regulations is to be toughened or
safety glass in accordance with BS EN 12600

All building works to be undertaken in accordance with
Robust Enhanced Accredited Details.

WADP

ARCHITECTS

62 Well Lane
Horsell
Woking
Surrey
GU21 4PS

Telephone: 01483 763028
e-mail info@wadp.co.uk

Bellway

VIRGINIA WATER SOUTH
REGENT'S GATE

THE TURNBERRY
Substructure

1:50 @ A1

March 2024

HK

WADP-222_THE TURNBERRY T5