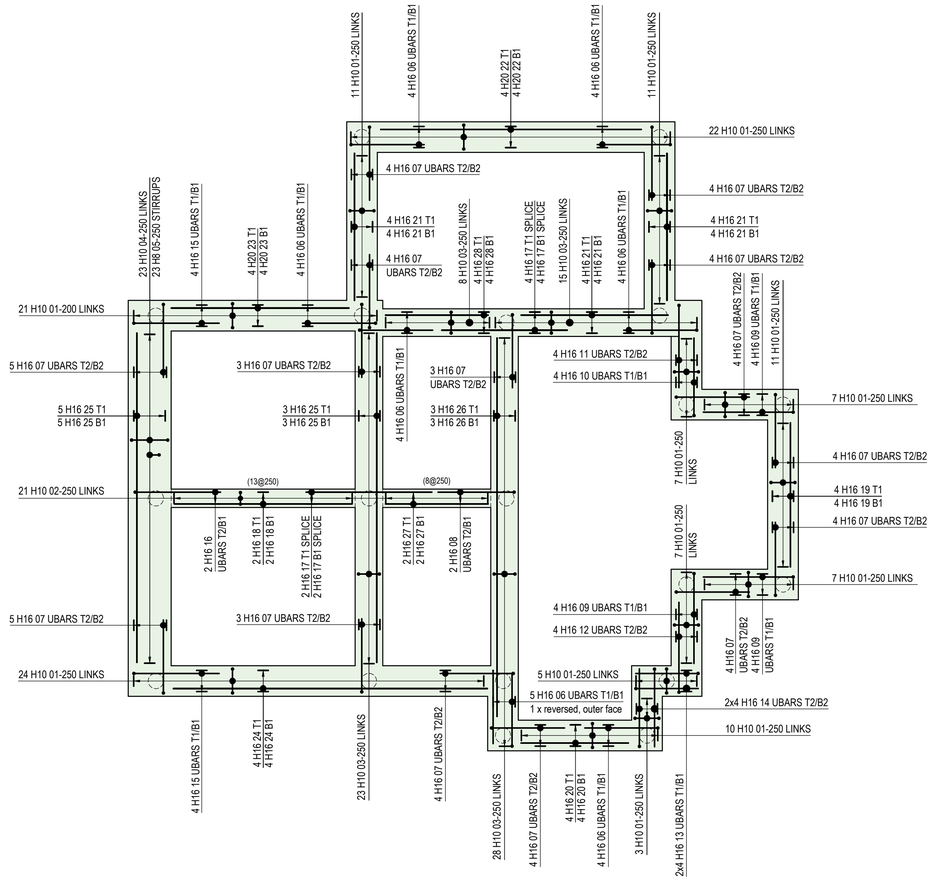

GROUND BEAM RC LAYOUT

(SCALE 1:50)

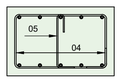

TYPICAL SECTION THROUGH
700x450mm BEAM

(SCALE 1:20)

TYPICAL SECTION THROUGH
500x450mm BEAM

(SCALE 1:20)

TYPICAL SECTION THROUGH
450x450mm BEAM

(SCALE 1:20)

TYPICAL SECTION THROUGH
300x300mm TIE BEAM

(SCALE 1:20)

Reinforcement Notes:

1. Nominal cover to reinforcement to be :-
   Top cover = 50mm (formwork shutter)
   Side cover = 50mm (formwork shutter)
   Bottom cover = 50mm (formwork shutter)

2. Reinforcement to be high yield steel to BS 8666:2005.

3. UNPROTECTED REINFORCEMENT. CARE TO BE TAKEN TO AVOID THE RISK OF FALLING ONTO AND BEING INJURED BY REINFORCEMENT.

4. For details of reinforcement refer to bar bending schedules :-
   SA00394-4432-S-HT9-BBS Sheet 1&2.

5. Target lap lengths:
   H10 - 400mm - allowable; not less than 380mm
   H12 - 500mm - allowable; not less than 456mm
   H16 - 650mm - allowable; not less than 608mm
   H20 - 800mm - allowable; not less than 760mm
   H25 - 1000mm - allowable; not less than 950mm

6. Abbreviations
   T1 - Top layer of reinforcement
   T2 - Second from top layer of reinforcement
   B1 - Bottom layer of reinforcement
   B2 - Second from bottom layer of reinforcement.

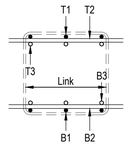

BEAMS

REV	DESCRIPTION	SIG	CHK	DATE
G	Lap length notes amended.	DR	AMC	23/03/25
F	Ground beam & rebar added.	DR	OH	23/07/24
E	Handing amended	DR	GM	23/10/23
D	Plot numbers amended	DR	GM	20/10/23
C	Issued For Construction	DR	OH	18/10/23
B	Drawing number changed	DR	OH	29/09/23
A	First issue.	DR	OH	01/09/23

CALA HOMES (THAMES) LIMITED

BROOKLANDS COLLEGE
WEYBRIDGE

HT9_9A_9B PILED FOUNDATION
PLOTS: 189 (h), 186, 220 (h), 225
REINFORCEMENT LAYOUT

CALA

Eastwood
CONSULTING ENGINEERS
St Andrew's House
23 Kingfield Road
Sheffield, S11 9AS
T: 0114 255 4554
E: mail@eastwoodce.com
eastwoodce.com

ECE PROJECT No	SCALE AT A1	Drawing Status	REV
48174	1:50 1:20	CONSTRUCTION	G

Project
SA00394-4431-S-HT9_9A_9B-RC