






























## GENERAL ARRANGEMENT PLANS - WALL LEGEND







	Frost resistant quality facing brickwork 20N Brickwork
	Class A Engineering brickwork with class iii (M4) mortar.
	Class B Engineering brickwork with class iii (M4) mortar.
	Concrete Blocks (compressive strength 3.6N/mm <sup>2</sup> in 1:1.6 mortar (unless noted otherwise) forming 100/140mm wide partitions. Density = 1350-1600Kg/m <sup>3</sup> .
	Concrete Blocks (compressive strength 7.3N/mm <sup>2</sup> in 1:1.6 mortar (unless noted otherwise) forming 100/140mm wide partitions. Density = 1350-1600Kg/m <sup>3</sup> .
	Concrete Blocks (compressive strength 10.4N/mm <sup>2</sup> in 1:1.6 mortar (unless noted otherwise) forming 100/140mm wide partitions. Density = 1350-1600Kg/m <sup>3</sup> .
	70mm British Gypsum Gyproc 70SD5°C stud system, with studs at 600mm centres, 12.5mm Gyproc Soundblock plasterboard each side with tapered edges, finished as per internal spec.
	Moisture-resistant plasterboard to bathroom with studs at 400mm centres.
	— MJ Movement Joints

**IMPORTANT NOTE:**

ALL EXTERNAL WALLS TO INCORPORATE BRICKWORK SBF30W60 BED-JOINT REINFORCEMENT TO INNER LEAF OF BLOCKWORK 2x COURSES ABOVE & BELOW ALL OPENINGS & TO PROJECT A MIN. 600mm BEYOND OPENING.

ELECTRICAL KEY		<div>  Heat Detector. </div>	
<p>This electrical legend is to be read in conjunction with the internal specification &amp; M&amp;E consultants details if applicable with any discrepancies being reported to the site manager. Doorbells, light switches, entraphones, etc. should be fixed no higher than 1200mm above FFL. TV, BT &amp; power sockets should be fixed no lower than 450mm above FFL. All wall lights to be fitted at 2100mm above FFL.</p>		<div>  For sites with FTTP refer to SD/1002.  For sites with FTTC refer to SD/1003. </div>	
	Flush rocker light switch. 1, 2 or 3 way switched.		Low energy Deta pendant lights
<div>  Fluorescent Strip Light </div>		<div>  External Wall light. </div>	
	Flush double switch socket with 2 USB points.		Batten holder light fitting.
	13A flush unswitched spur.		Door bell push.
	Carbon Monoxide Detector.		Door bell sounder.
	Smoke Detector.		Entry System (Audio Only)

	Flush double switched socket 200mm above kitchen work top.
	13A Flush unswitched outlet 300mm below kitchen work top.
	Flush 30A cooker switch 200mm above kitchen work top.
	Shower head & control position.
	Drum light fitting.
	Isolator switch.
VIRGIN	For sites where virgin is to be provided, Virgin Media blanking plates are to be provided adjacent to the low level Lounge Plate in the lounge, and next to the TV/FM socket within the Family Room and Master Bedroom.

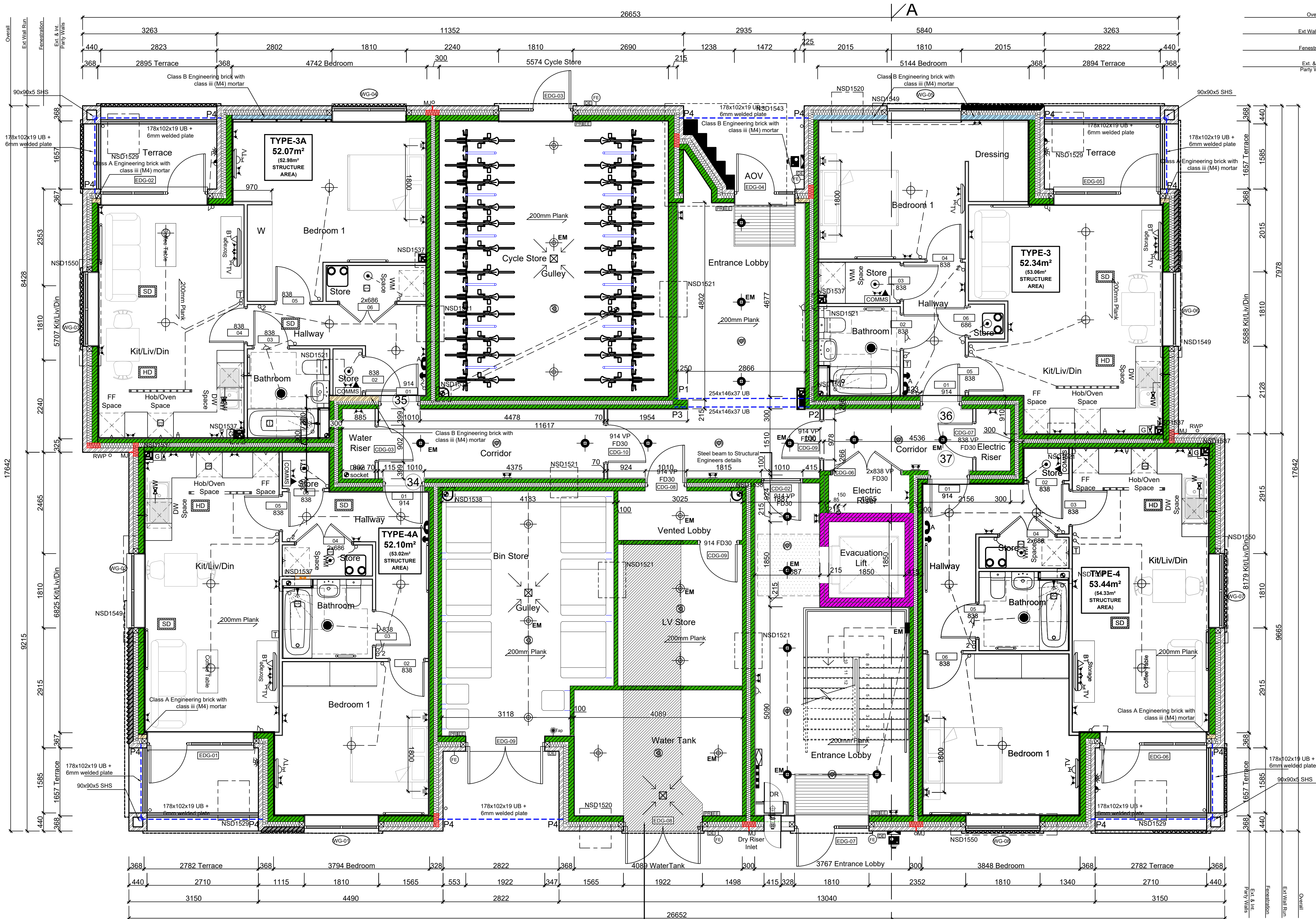
	Master BT Telecom Point
	Slave BT Telecom Point
	Coaxial cable wired from the attic space to a TV/FM socket in lounge and Master bedroom
	Rad/Rail.
	Grid switch.
	Thermostat.

<p>Meter positions to be finalised on Architects drawings on an individual site by site basis</p>
---

H	22.01.25	Blockwork colour coded & specification updated.		DF
G	15.10.24	Internal flat layouts revised and soil pipes rationalised in accordance with clients email dated 19th July 2024.		GO
F	19.04.24	Balconies updated to SE design, areas coordinated		ZJ
E	22.03.24	Gully updated and drain socket added as clouded Updated to SE design, additional RWP to terraces added		ZJ
D	16.02.24	Construction Issue. Structural coordination in abeyance		ZJ
C	04.01.24	TENDER ISSUE. Internal Layout amended as per First Homes Tenure View point Upload Issue		SK
B	03.11.23	Detail Call Outs Added		ZJ
A	20.10.23	PRELIMINARY ISSUE		SK
Rev	Date	Description		Ini



Dwg No.  
SA00394-0241-A-FTC-GA



**Refer to M & E drawings for Electrical Layout for Communal Areas and MVHR Extracts Locations.**