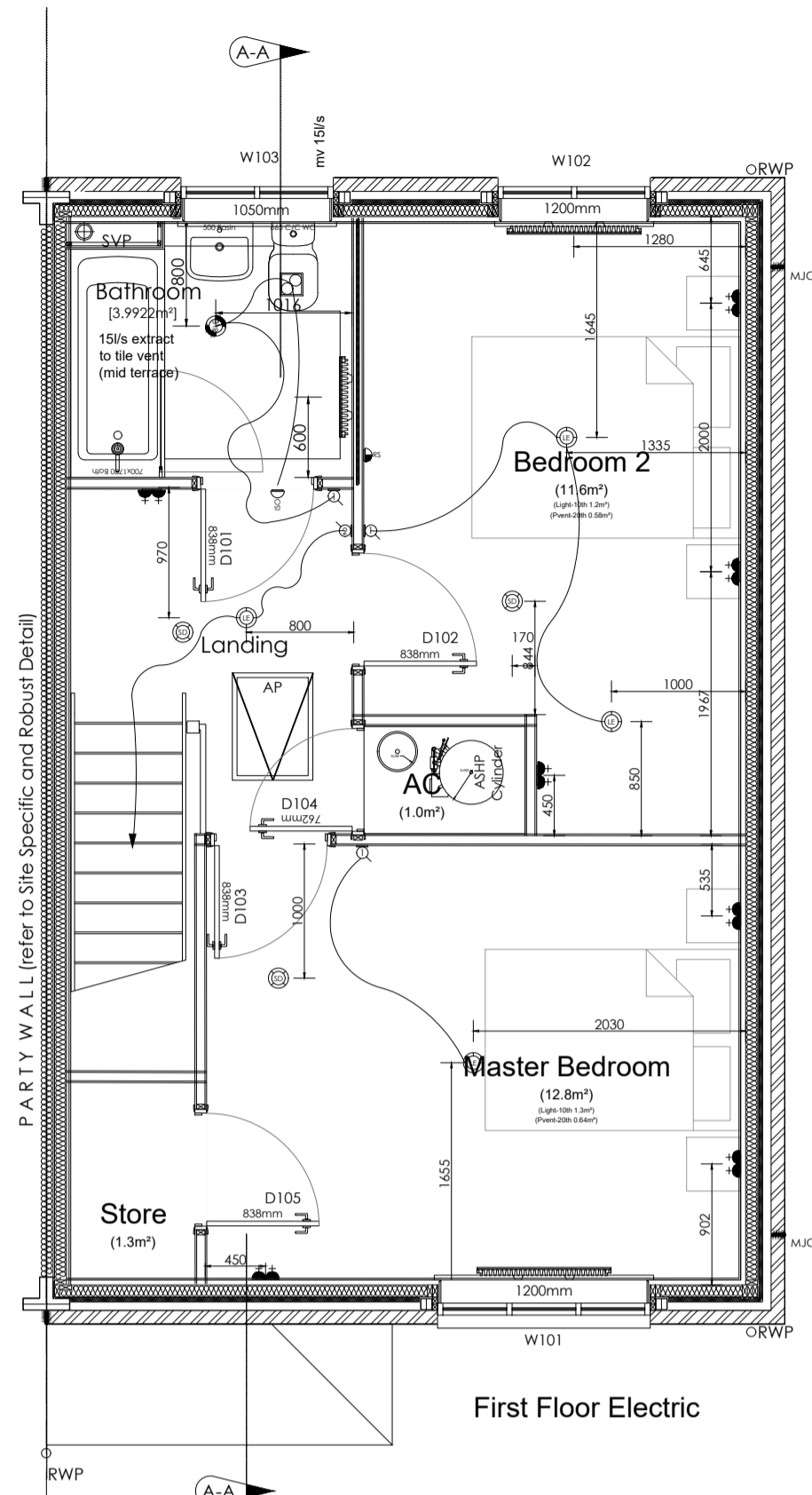
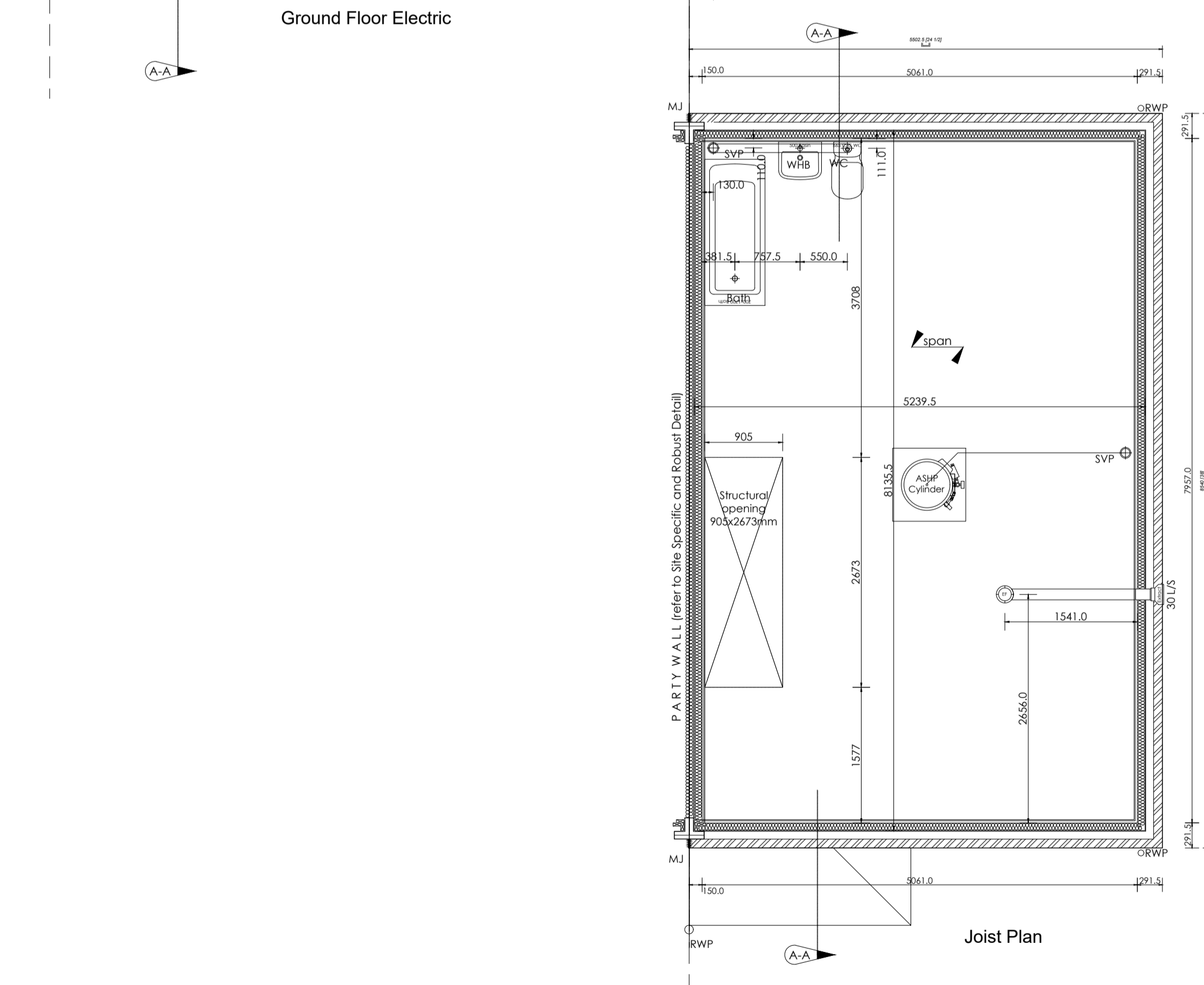


Ground Floor Electric



First Floor Electric



Joist Plan

Roof trusses to manufacturers design and details, max. 600mm centers.

Roof material (refer to MS for site details) on 38x25 treated softwood battens on NHBC approved non-tearable breathable roofing felt to BS5534:2003.

Village Elevation Eaves inc rafter foot. (Note 2 additional courses of brickwork and lintel over window).

Refer to standard detail.

89x38mm timber headbinder on 89x38mm top rail.

Refer to standard elevation style, MS and construction detail related to style for further information regarding window cill.

22mm t&g chipboard flooring on 241mm engineered floor joists designed and installed to man1 details.

Structural lintels over windows & doors as per man1 design and schedule.

Door & windows be sealed both side (internally and externally). Ensure cavity closer are fixed and suitable sealed to close cavity prior to filment of windows & doors.

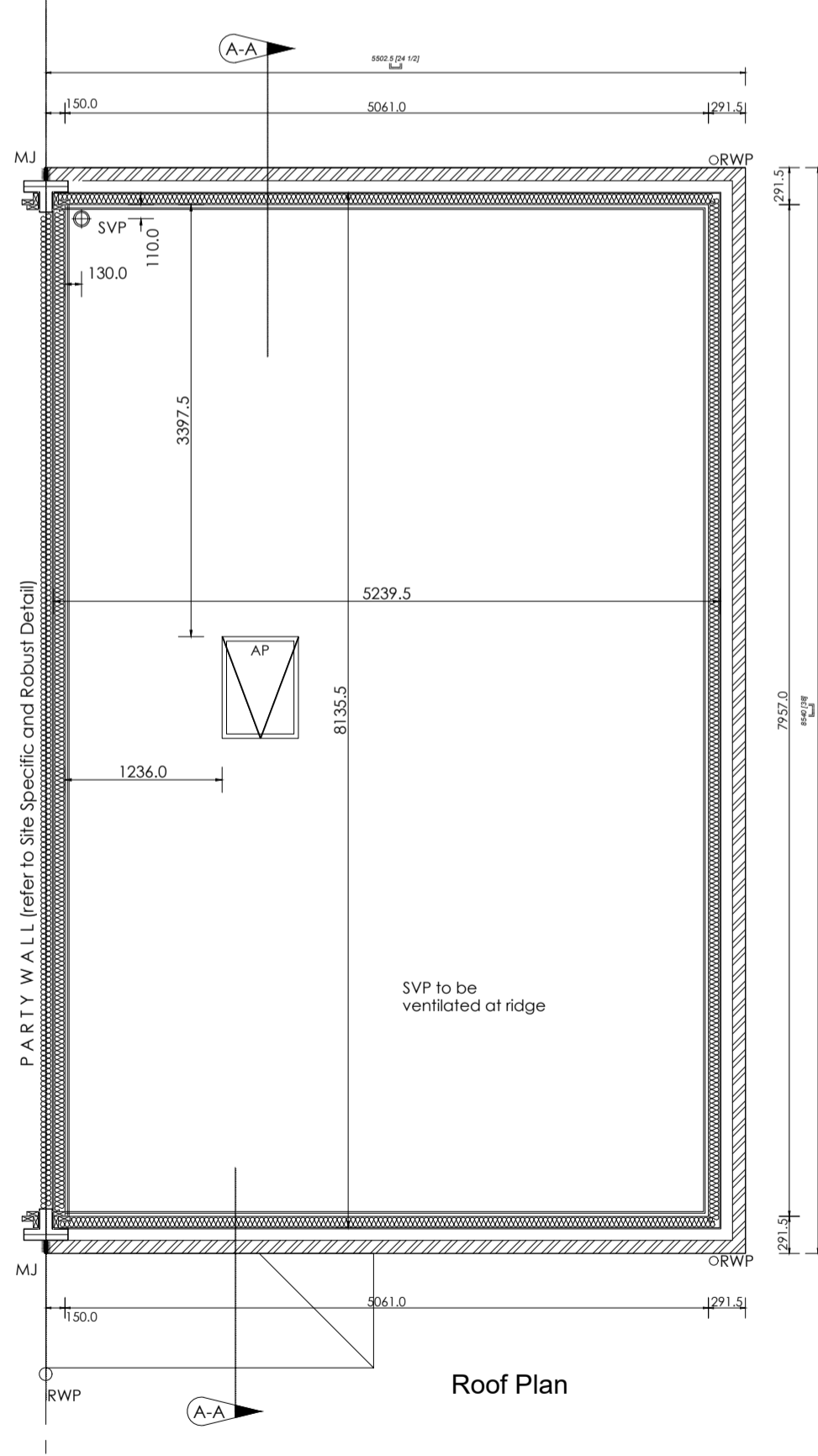
Refer to standard detail.

Cross ventilation Table 1. - NHBC Standards 2020

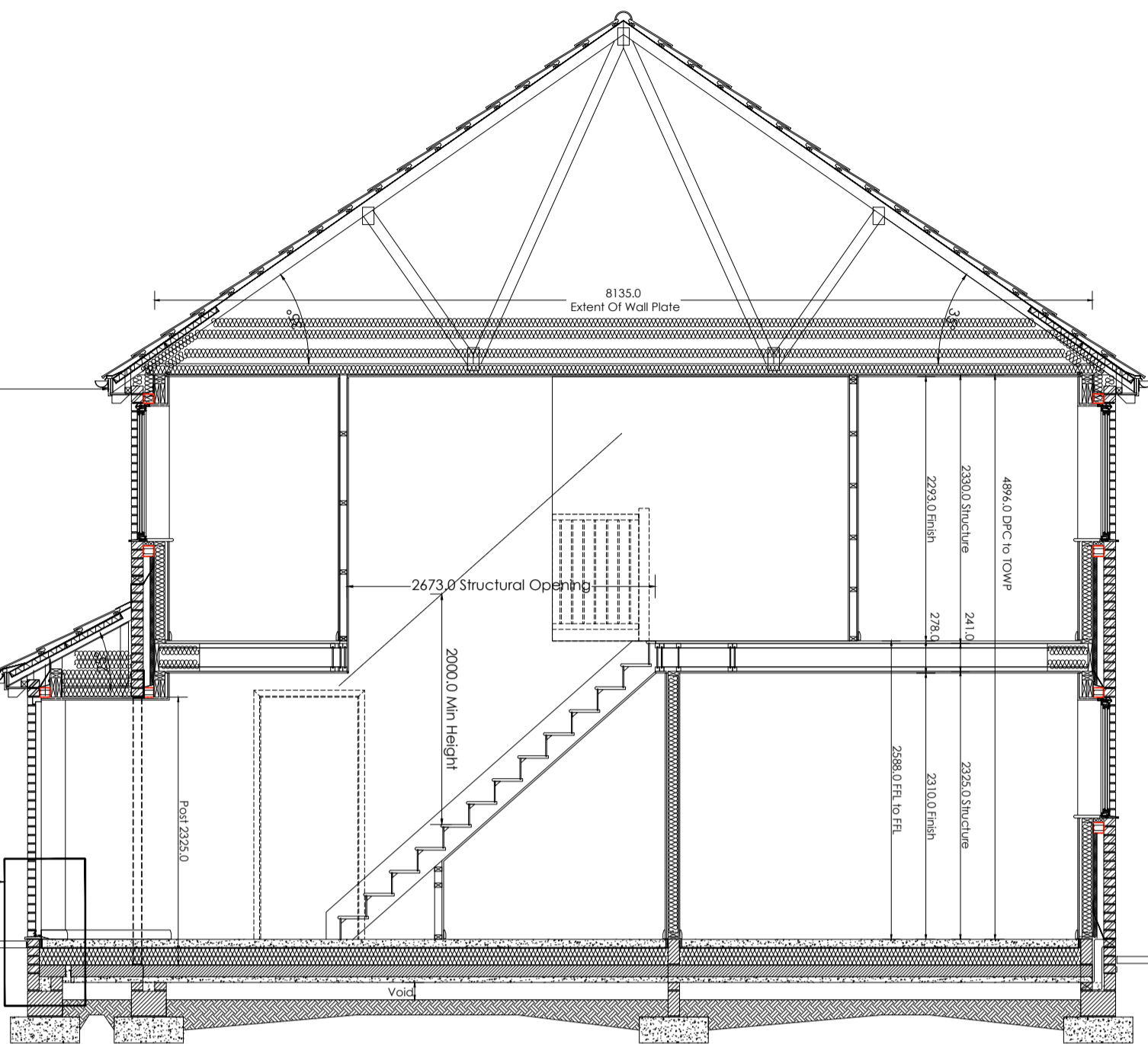
Shrinkable ratio Min Depth / Air Void

None 150mm Low 200mm Medium 250mm High 300mm

Note: refer to ground investigation to determine shrinkable ratio.



Roof Plan



Section

Substructure Notation:

This drawing is to be read in conjunction with all relevant detail sheets and the construction specification available from Persimmon Homes

Floor Construction: **BGS:** 150mm thick cast in-situ power floated concrete slab, reinforcement and concrete grade to structural engineer design and detail.

BAB: 150mm beams designed and installed in accordance with manufacturers details. Proprietary telescopic vents providing not less than 1500mm² of open area per meter run of external wall, 2m max centers and within 450mm of each end of any wall.

All internal loadbearing walls exceeding 1m in depth to foundation to be 140mm blockwork. (note setting out point to be centerline of block)

Substructure Legend:

- 100mm 3.6 N/mm² Blockwork. (refer to construction specification)
- 100mm 7.3 N/mm² Blockwork. (refer to construction specification)
- 100mm Party Wall Blockwork. (refer to construction specification)
- Indicative Foundation line. (refer to foundation schedule)
- Indicative Beam and Block span. (refer to manufacturers design and detail)
- Structural Beam (refer to structural legend & engineers details)
- 63mm timber studs at 600mm crs (400mm for kitchens & bathrooms) with 12.5mm plasterboard each side.
- 43mm timber studs including insulation to achieve 40dB sound reduction. (refer to construction specification)
- Indicates drainage dimension
- Indicates service dimension
- Indicates structural opening dimension
- Indicates Fire main location (refer to Site Specification for requirements)

Roof Truss Notation:

This drawing is to be read in conjunction with all relevant detail sheets and the construction specification available from Persimmon Homes

Roof Construction: Roof Trusses designed and installed to manufacturers details.

Floor Joist Notation:

This drawing is to be read in conjunction with all relevant detail sheets and the construction specification available from Persimmon Homes

Floor Construction: Traditional: TJI Joist: 241mm deep TJI Joist designed and installed to manufacturers details.

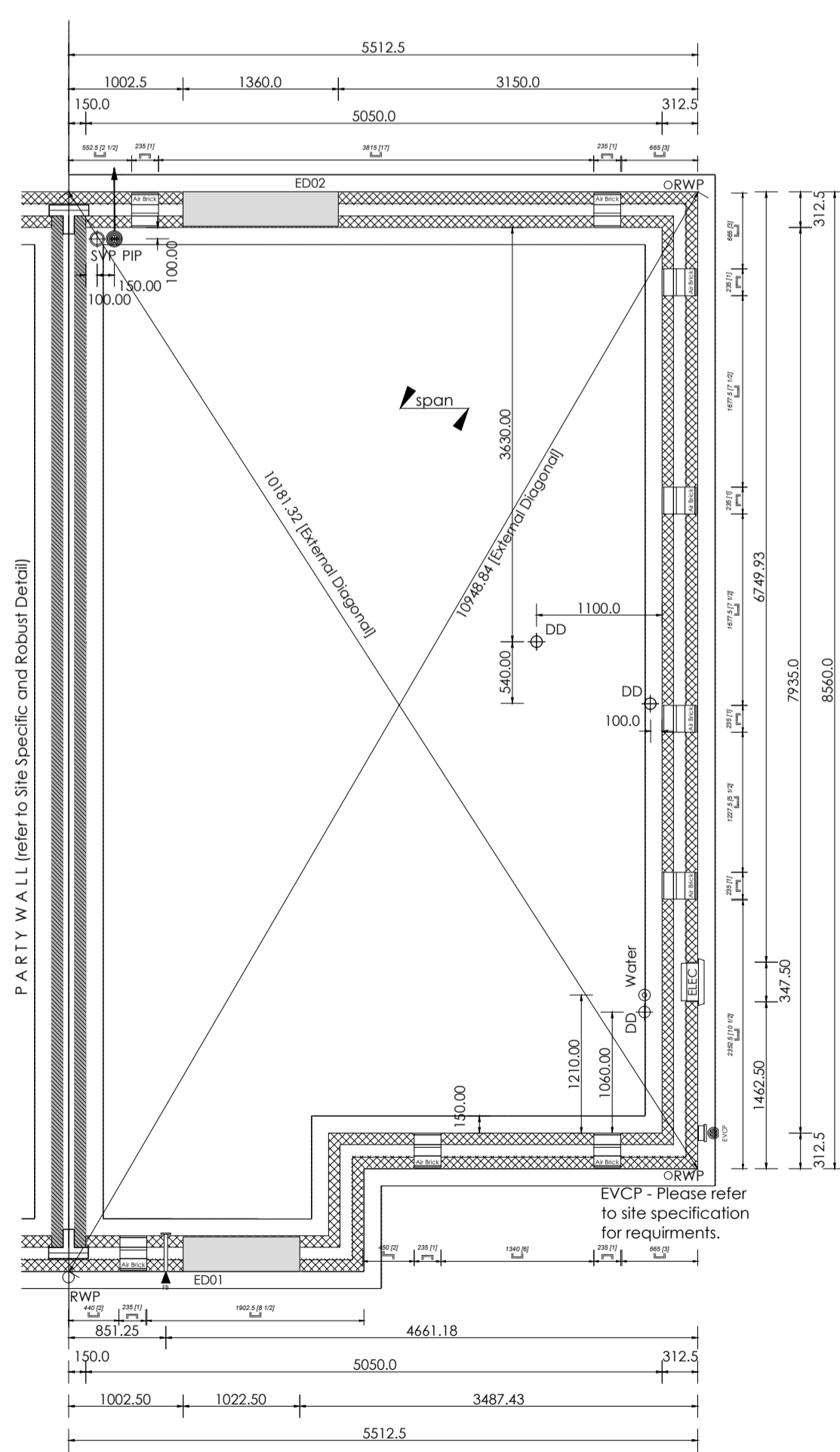
Timber frame: TJI Joist: 241mm deep TJI Joist designed and installed to manufacturers details.

All racking walls to be fully supported in accordance with joist manufacturers and structural engineers details.

All peripheral service voids flanking external wall to receive bearing timber fixed to external wall to support floor deck over.

All waste pipes to run in floor void to be insulated in 75mm insulation quilt.

Refer to site specification for requirements.



Sub Structure Plan

M.E.P Plan Notation:

This drawing is to be read in conjunction with all relevant detail sheets and the construction specification available from Persimmon Homes

Please refer to all 3rd party information for RAD sizing (width and heights)

All lighting to be provided with energy efficient lumens and luminaires

Ceiling lighting to be positioned central to room unless otherwise stated.

Extractor fans to be wall or ceiling mounted as dimensioned. all ducting to be rigid duct and terminated at a brick terminal (dimensioned on floor plans and elevations).

Isolator switch to be positioned centrally above entrance door of the room fan is to be operational.

Underside of RAD to be set 200mm above FFL

Refer to construction specification for loft insulation depth, Ensure 100mm laid between joists with remaining overlay. Maintain 50mm air space at eaves with proprietary ventilator trays.

Eaves ventilation to be provided via proprietary over fascia ventilator strips. Proprietary ventilator trays to be fitted between u/s roof and insulation to ensure ventilation is maintained.

Refer to construction specification for loft insulation depth, Ensure 100mm laid between joists with remaining overlay. Maintain 50mm air space at eaves with proprietary ventilator trays.

Code 4 lead upstand over abutting roof.

Foundation depth & width in accordance with Engineers design and detail and approved by BC.

Foundation depth & width in accordance with Engineers design and detail and approved by BC.

Foundation depth & width in accordance with Engineers design and detail and approved by BC.

Foundation depth & width in accordance with Engineers design and detail and approved by BC.

Foundation depth & width in accordance with Engineers design and detail and approved by BC.

Foundation depth & width in accordance with Engineers design and detail and approved by BC.

Foundation depth & width in accordance with Engineers design and detail and approved by BC.

Foundation depth & width in accordance with Engineers design and detail and approved by BC.

Foundation depth & width in accordance with Engineers design and detail and approved by BC.

Foundation depth & width in accordance with Engineers design and detail and approved by BC.

Foundation depth & width in accordance with Engineers design and detail and approved by BC.

Foundation depth & width in accordance with Engineers design and detail and approved by BC.

Foundation depth & width in accordance with Engineers design and detail and approved by BC.

Foundation depth & width in accordance with Engineers design and detail and approved by BC.

Foundation depth & width in accordance with Engineers design and detail and approved by BC.

Foundation depth & width in accordance with Engineers design and detail and approved by BC.

Foundation depth & width in accordance with Engineers design and detail and approved by BC.

Foundation depth & width in accordance with Engineers design and detail and approved by BC.

Foundation depth & width in accordance with Engineers design and detail and approved by BC.

Foundation depth & width in accordance with Engineers design and detail and approved by BC.

Foundation depth & width in accordance with Engineers design and detail and approved by BC.

Foundation depth & width in accordance with Engineers design and detail and approved by BC.

Foundation depth & width in accordance with Engineers design and detail and approved by BC.

Foundation depth & width in accordance with Engineers design and detail and approved by BC.

Foundation depth & width in accordance with Engineers design and detail and approved by BC.

Foundation depth & width in accordance with Engineers design and detail and approved by BC.

Foundation depth & width in accordance with Engineers design and detail and approved by BC.

Foundation depth & width in accordance with Engineers design and detail and approved by BC.

Foundation depth & width in accordance with Engineers design and detail and approved by BC.

Foundation depth & width in accordance with Engineers design and detail and approved by BC.

Foundation depth & width in accordance with Engineers design and detail and approved by BC.

Foundation depth & width in accordance with Engineers design and detail and approved by BC.

Foundation depth & width in accordance with Engineers design and detail and approved by BC.

Foundation depth & width in accordance with Engineers design and detail and approved by BC.

Foundation depth & width in accordance with Engineers design and detail and approved by BC.

Foundation depth & width in accordance with Engineers design and detail and approved by BC.

Foundation depth & width in accordance with Engineers design and detail and approved by BC.

Foundation depth & width in accordance with Engineers design and detail and approved by BC.

Foundation depth & width in accordance with Engineers design and detail and approved by BC.

Foundation depth & width in accordance with Engineers design and detail and approved by BC.

Foundation depth & width in accordance with Engineers design and detail and approved by BC.

Foundation depth & width in accordance with Engineers design and detail and approved by BC.

Foundation depth & width in accordance with Engineers design and detail and approved by BC.

Foundation depth & width in accordance with Engineers design and detail and approved by BC.

Foundation depth & width in accordance with Engineers design and detail and approved by BC.

Foundation depth & width in accordance with Engineers design and detail and approved by BC.

Foundation depth & width in accordance with Engineers design and detail and approved by BC.

Foundation depth & width in accordance with Engineers design and detail and approved by BC.

Foundation depth & width in accordance with Engineers design and detail and approved by BC.

Foundation depth & width in accordance with Engineers design and detail and approved by BC.

Foundation depth & width in accordance with Engineers design and detail and approved by BC.

Foundation depth & width in accordance with Engineers design and detail and approved by BC.

Foundation depth & width in accordance with Engineers design and detail and approved by BC.

Foundation depth & width in accordance with Engineers design and detail and approved by BC.

Foundation depth & width in accordance with Engineers design and detail and approved by BC.

Foundation depth & width in accordance with Engineers design and detail and approved by BC.