

1. THIS DRAWING IS TO BE READ IN
CONJUNCTION WITH ALL RELEVANT ARCHITECTS
AND ENGINEERS DRAWINGS.

3. SUBSTRUCTURE MASONRY TO BE IN ACCORDANCE WITH THE GENERAL SPECIFICATION NOTES AND SITE SPECIFIC DETAIL DRAWINGS.

600 DENOTES FOUNDATION WIDTHS FOR TRENCH FILL FOUNDATIONS BASED ON A MINIMUM GROUND BEARING PRESSURE OF 125kN/m.sq. FOR GUIDANCE ONLY. FOUNDATION PLANS MUST BE REFERRED TO FOR SITE/PLOT SPECIFIC DETAILS

1. PC FLOORS SHALL BE DESIGNED IN ACCORDANCE WITH BS 8110, WITH SPANS TAKEN AS SIMPLY SUPPORTED AND TO CARRY THE FOLLOWING SERVICE LOADINGS PLUS SELF WEIGHT IN kN/m^2 :-

STUD PARTITIONS	=	1.00
FINISHES/SCREED	=	1.65
LIVE LOAD HABITABLE	=	1.50
LIVE LOAD COMMUNAL	=	3.00
LIVE LOAD GARAGE	=	2.50

2. DENOTES SPAN OF PC UNITS.

4. THE MAXIMUM SIZE AND LOCATION OF HOLES TO BE DRILLED ON SITE IS TO BE SPECIFIED.

5. FLOORING LAYOUTS SHALL BE SUBMITTED TO THE CLIENT FOR REVIEW PRIOR TO MANUFACTURE.

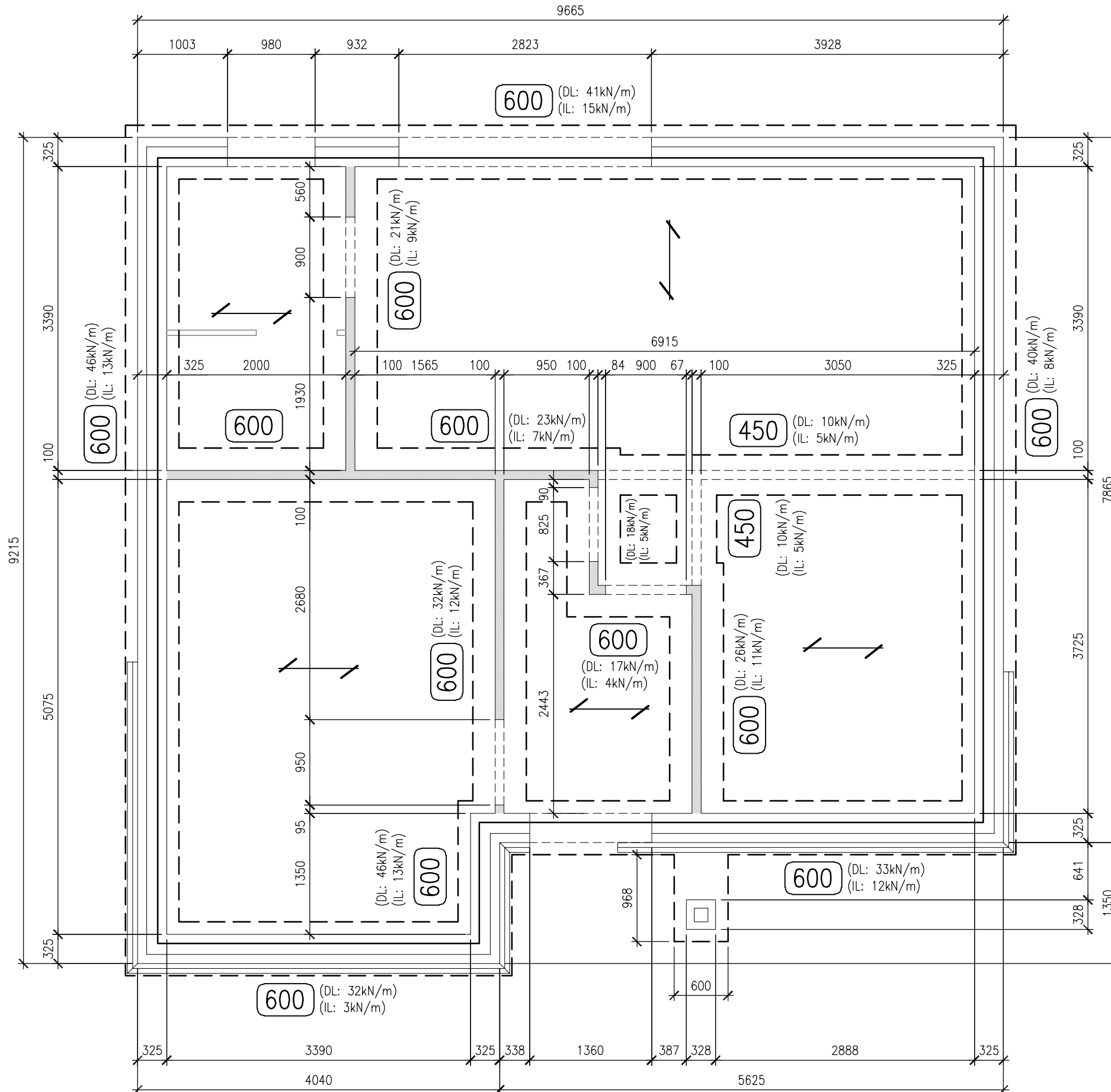
6. LOAD BEARING
INTERNAL BLOCKWORK
WALLS INDICATED THUS

DL AND IL ARE THE PERMANENT AND VARIABLE LOADS IN kN/m AND INCLUDE THE SUPERSTRUCTURE AND GROUND SLAB LOADINGS. 1m OF UNDERBUILD IS INCLUDED WITHIN THESE LOADINGS.






THIS DRAWING IS BASED ON REDROW HOMES F SERIES HOUSE PACK DRAWING FOR THE HIGHGATE 5 M4 (2) HOUSE TYPE, DCC1/201 REVISION '-'. IF A SUBSEQUENT REVISION HAS BEEN MADE TO THE HOUSE PACK DRAWING REFER TO REDROW HOMES LTD FOR FURTHER INSTRUCTIONS.

FOR SETTING OUT OF INTERNAL NON
LOADBEARING PARTITIONS REFER TO REDROW
DRAWING 201.


FOR FLOOR INSULATION REQUIREMENTS REFER
TO REDROW HOMES SPECIFICATION.





FOR DETAILS REFER TO CDM SHEET

ELEMENT	HAZARD
FOUNDATIONS	 COLLAPSE
	 FALLS
	 HEALTH
	 MANUAL HANDLING
GROUND FLOOR STRUCTURAL	 MAN HANDLING—STEEL AND LINTEL

Rev	Description	Date

 **simpson | tws**

Unit 10
Elmbridge Court Business Park
Gloucester GL3 1JZ
T.01452 309 727

London, Henley-on-Thames, Gloucester and Exeter

SAFFRON WALDEN

HIGHGATE 5
M4 (2)

REDROW HOMES EASTERN

DCC	Dwg No	Dwg Rev
1	151	-

Drawing Title

**Foundation / Beam
and Block Layout**

Scale	1 : 50 @A3
Date	MAR 2023



REDROW
www.redrow.co.uk

This drawing must be read in conjunction with relevant Redrow specifications & standard details. This drawing is subject to copyright law. Do Not Scale Off This Drawing.